



Report

**Board of Directors Meeting
Cape Town
December 2015**

Name of the Committee: OCEAN RACING

Name of the Chair: MARIO SANTOS

1. Meetings since last Board Meeting

Several online contacts during this period, with Federations, athletes, coaches, organizers and main role-players.
Several discussions with the Committee Members.

2. Tasks undertaken for this period

Presence in the organization of the WC.

Advising and promoting the discipline in National Federations with close contact with existing organizers and other role players.

Presence in the Mediterranean Beach Games.

Ocean Racing World Championships 2015

Ocean Racing World Championships – Tahiti Nui 2015

An excellent location with participation of the top athletes. An event that all participants, enjoying the perfect conditions.

17 countries participated. Despite the logistic challenge and high cost of travelling.

Everything ran on time and went off. There was huge support from the local community and the atmosphere was unique.

An live TV coverage in local TV and the live streaming was also a big success, coordinated with online results.

The participation in the Master event was also a big success, and the interest in this classes is a great opportunity to include more paddlers for the futures events.

For this event was created a website with results management that can be used for future events.

3. Issues and Main Points of Report

- The World Championships event and it's success reinforce the interest of many National Federation and Continental Federation that after starting to have Ocean racing in their calendar and start to organize National and Continental Championships, are now interest in hosting International events under National Federations umbrella.
- To improve and take is full potential is important to have more events in the Calendar and keep the spirit and philosophy of the sport.
- Consider the World Championships for Masters with open participation through the National federations;
- Close entries according to the Rules already approved;
- Working with organizers to find sponsors to guarantee prize money to athletes, good organization and a media feedback.

4. Future Initiatives and Tasks

- Review the Rules according to the existing experience.
- Deliver the Ocean Racing development program already proposed.
- Having an education programme to be implemented for safety reason
- Close the Calendar to create the world ranking

5. Recommendations

- Prepare Rules changes proposal for 2016;



02/10/2015 11:00

Race 1

SS1 Women

#	BIB	Name(s)	Nation	Time
1	205	Teneale HATTON	NZL	Sen 02:15:58.68
2	201	Michele ERAY	USA	Sen 02:16:29.64 00:00:30.96
3	213	Rachel CLARKE	NZL	Sen 02:22:18.86 00:06:20.18
4	170	Margaret HOGAN	USA	Sen 02:25:54.54 00:09:55.86
5	215	Arthur HAYLEY	RSA	Sen 02:26:11.17 00:10:12.49
6	165	Wendy REYNTJES	AUS	40-44 02:26:24.40 00:10:25.72
7	206	Emma LEVEMYR	SWE	Sen 02:28:59.72 00:13:01.04
8	202	Sara RAFAEL	POR	Sen 02:29:46.75 00:13:48.07
9	210	Kylie BROAD	AUS	Sen 02:32:14.95 00:16:16.27
10	207	Daynie LOOTS	RSA	45-49 02:35:21.16 00:19:22.48





02/10/2015 11:00

Race 1

SS1 Women

#	BIB	Name(s)	Nation	Time
11	212	Krisztinba ZUR-FAZEKAS	HUN	Sen 02:36:00.75 00:20:02.07
12	203	Beata CSEKE	USA	Sen 02:36:14.09 00:20:15.41
13	164	Tricia GILBERT	AUS	45-49 02:37:30.00 00:21:31.32
14	160	Amaia OLABERRI	ESP	40-44 02:39:34.13 00:23:35.45
15	208	Julie JENKINSON	AUS	50-54 02:40:11.53 00:24:12.85
16	169	Nicole CLARK	TAH	50-54 02:40:30.67 00:24:31.99
17	214	Anne CAIRNS	SAM	Sen 02:41:45.21 00:25:46.53
18	217	Heidi CARLYLE	AUS	Sen 02:51:54.24 00:35:55.56
19	211	Carina FAGGIANI	BRA	Sen 03:19:30.12 01:03:31.44
20	161	Mereana HODGES	COK	Sen 03:44:55.25 01:28:56.57








02/10/2015 11:00

Race 1

SS1 Women

#	BIB	Name(s)	Nation	Time
162		Mirya CARVALHO	BRA 	40-44 D.N.S
163		Helen CHORLEY	AUS 	Sen D.N.S
166		Lucia CARMEN	BRA 	Sen D.N.S
167		Catherine BARRE	FRA 	50-54 D.N.S
168		Cislaine PEREIRA	BRA 	50-54 D.N.S
204		Rayssa CORRÊA	BRA 	Sen D.N.S
209		Viviane VAZ	BRA 	Sen D.N.S
216		Rebecca STEWART	AUS 	Sen D.N.S
218		Paula TOCQUER	AUS 	40-44 D.N.S
219		Diana CARNEIRO	BRA 	40-44 D.N.S
220		Karla ROSA	BRA 	Sen D.N.S





02/10/2015 11:00

Race 2

SS1 Women U23

#	BIB	Name(s)	Nation	Time
1	172	Jenna WARD	RSA	U23 02:22:26.62
2	175	Georgia LAIRD	AUS	U23 02:25:33.66 00:03:07.04
3	171	Jamie BRINKWORTH	AUS	U23 02:29:17.32 00:06:50.70
4	176	Kyeta PURCHASE	RSA	U23 02:30:00.96 00:07:34.34
5	173	Raquel FARRÉS	ESP	U23 02:36:10.27 00:13:43.65
6	141	Tenaturanui MAONO	TAH	U23 02:36:19.67 00:13:53.05
	178	Raina TAITINGFONG	GUM	U23 D.N.F.
	177	Marina TORIBIONG	PLW	U23 D.N.F.
	174	Chloe STERRY	AUS	U23 D.N.S

9





03/10/2015 11:00

Race 3

SS1 Men

#	BIB	Name(s)	Nation	Time
1	2	Cory HILL	AUS	Sen 01:58:06.04
2	21	Clint ROBINSON	AUS	40-44 01:58:35.36 00:00:29.32
3	4	Jasper MOCKE	RSA	Sen 01:59:07.73 00:01:01.69
4	1	Sean RICE	RSA	Sen 01:59:32.13 00:01:26.09
5	14	Michael BOOTH	AUS	Sen 02:00:19.27 00:02:13.23
6	13	Hank MCGREGOR	RSA	Sen 02:00:43.44 00:02:37.40
7	6	Yannick LAOUSSE	FRA	Sen 02:00:52.85 00:02:46.81
8	97	Murray STEWART	AUS	Sen 02:02:46.64 00:04:40.60
9	3	Sam NORTON	AUS	Sen 02:03:14.52 00:05:08.48
10	5	Barry LEWIN	RSA	Sen 02:03:31.70 00:05:25.66





03/10/2015 11:00

Race 3

SS1 Men

#	BIB	Name(s)	Nation	Time
11	18	Mark ANDERSON	AUS	Sen 02:04:54.39 00:06:48.35
12	48	Zsolt SZADOVSZKU	USA	40-44 02:06:35.45 00:08:29.41
13	10	David SZLACHTA	FRA	Sen 02:06:45.73 00:08:39.69
14	8	Esteban OJEDA	ESP	Sen 02:06:48.79 00:08:42.75
15	19	Lewis LAUGHLIN	TAH	45-49 02:08:04.05 00:09:58.01
16	7	Benoit LE-ROUX	FRA	Sen 02:08:31.06 00:10:25.02
17	86	Andrew MOWLEM	NZL	Sen 02:09:43.90 00:11:37.86
18	49	Mihimana AH-MIN	TAH	Sen 02:10:05.45 00:11:59.41
19	87	Michael WALKER	NZL	Sen 02:10:14.75 00:12:08.71
20	24	Dorian WOLTER	USA	40-44 02:10:15.40 00:12:09.36












03/10/2015 11:00

Race 3

SS1 Men

#	BIB	Name(s)	Nation	Time
21	20	Eric DEANE	TAH 	Sen 02:10:35.75 00:12:29.71
22	11	Nicolas LAMBERT	FRA 	Sen 02:10:43.62 00:12:37.58
23	197	Leopold TEPA	TAH 	40-44 02:11:21.47 00:13:15.43
24	95	Mike MILLS-THOM	AUS 	50-54 02:12:25.02 00:14:18.98
25	46	Garth SPENCER	NZL 	40-44 02:12:41.75 00:14:35.71
26	37	Antonio PENATI	BRA 	60-64 02:12:48.86 00:14:42.82
27	188	Gilles GUEDIKIAN	TAH 	45-49 02:12:51.81 00:14:45.77
28	74	Théodore MOORIA	TAH 	40-44 02:13:04.06 00:14:58.02
29	147	Rauhiri VARUAHI	TAH 	Sen 02:13:22.99 00:15:16.95
30	119	Tautu TEMANUPAIOURA	TAH 	Sen 02:13:35.35 00:15:29.31






03/10/2015 11:00

Race 3

SS1 Men

#	BIB	Name(s)	Nation	Time
31	93	Roland LEBEAU	FRA 	45-49 02:14:01.38 00:15:55.34
32	77	Moehau PAIE	TAH 	Sen 02:14:05.65 00:15:59.61
33	9	Guilherme CABRAL	POR 	Sen 02:15:03.58 00:16:57.54
34	196	Florian TEAURAI	TAH 	Sen 02:15:06.21 00:17:00.17
35	187	Victor GENDRON	TAH 	40-44 02:15:26.33 00:17:20.29
36	51	Tinomano BARFF	TAH 	50-54 02:15:36.83 00:17:30.79
37	142	Teihotu DUBOIS	TAH 	Sen 02:15:49.63 00:17:43.59
38	39	Tim FITZSIMMONS	AUS 	40-44 02:15:54.66 00:17:48.62
39	199	Julien TORREGROSSA	TAH 	40-44 02:16:09.32 00:18:03.28
40	91	Nelson TEITI	TAH 	Sen 02:16:28.24 00:18:22.20





03/10/2015 11:00

Race 3

SS1 Men

#	BIB	Name(s)	Nation	Time
41	67	Marama HAUATA	TAH 	50-54 02:17:00.51 00:18:54.47
42	148	Georges TAURAA	TAH 	Sen 02:17:01.60 00:18:55.56
43	76	Marama OLSON	TAH 	40-44 02:17:59.41 00:19:53.37
44	90	Gilles TCHING	TAH 	45-49 02:18:07.51 00:20:01.47
45	200	Puarai VAN BASTOLAER	TAH 	Sen 02:18:23.82 00:20:17.78
46	79	Bernard RICHMOND	TAH 	50-54 02:18:31.36 00:20:25.32
47	156	Philippe TAURAA	TAH 	Sen 02:18:35.63 00:20:29.59
48	83	Jeremy KUGGELEIJN	NZL 	Sen 02:18:45.47 00:20:39.43
49	190	Cyril LEHARTEL	TAH 	40-44 02:19:02.10 00:20:56.06
50	149	Tereva TEMATAFAARERE	TAH 	Sen 02:19:27.14 00:21:21.10













03/10/2015 11:00

Race 3

SS1 Men

#	BIB	Name(s)	Nation	Time
51	159	Keanu TEOTAHI	TAH 	Sen 02:19:37.97 00:21:31.93
52	58	Thibaud NOLANT	TAH 	Sen 02:20:00.82 00:21:54.78
53	69	Milton LAUGHLIN	TAH 	45-49 02:20:23.68 00:22:17.64
54	25	Robert JENKINSON	AUS 	55-59 02:20:46.98 00:22:40.94
55	66	Steve HART	TAH 	50-54 02:20:53.22 00:22:47.18
56	16	Borys MARKIN	USA 	Sen 02:21:40.25 00:23:34.21
57	62	Istvan DOMOKOS	AUS 	45-49 02:22:00.04 00:23:54.00
58	92	Terii TEURU	TAH 	45-49 02:22:31.77 00:24:25.73
59	26	Jean-Philippe CUER	FRA 	45-49 02:22:38.55 00:24:32.51
60	180	Albert TETOHU	TAH 	45-49 02:22:52.11 00:24:46.07





03/10/2015 11:00

Race 3

SS1 Men

#	BIB	Name(s)	Nation		Time
61	116	Teva TEAHA	TAH	40-44	02:22:56.27 00:24:50.23
62	15	Gonçalo TOMÁS	POR	Sen	02:23:05.89 00:24:59.85
63	73	Ionatana MAITAU	TAH	55-59	02:23:37.61 00:25:31.57
64	189	Francois KALDEC	TAH	45-49	02:24:08.12 00:26:02.08
65	181	Jean TEMAURI	TAH	40-44	02:24:09.44 00:26:03.40
66	118	Aromaiterai HINTZE	TAH	40-44	02:24:23.88 00:26:17.84
67	94	Michael MCGRATH	AUS	50-54	02:24:25.74 00:26:19.70
68	198	Jimmy TIAPARI	TAH	Sen	02:25:16.92 00:27:10.88
69	186	Rongo ELLIS	TAH	Sen	02:26:15.71 00:28:09.67
70	85	Sam MAYHEW	NZL	Sen	02:26:31.57 00:28:25.53





03/10/2015 11:00

Race 3

SS1 Men

#	BIB	Name(s)	Nation	Time
71	53	Byarn BORDET	TAH	Sen 02:26:39.45 00:28:33.41
72	52	Roland BARFF	TAH	45-49 02:26:48.09 00:28:42.05
73	88	Eric TAEREA	TAH	50-54 02:27:22.00 00:29:15.96
74	185	Normand ELLIS	TAH	40-44 02:27:39.18 00:29:33.14
75	146	Jonathan TETUANUITEFARERII	TAH	Sen 02:27:44.10 00:29:38.06
76	191	LoiC Ly Sao	TAH	Sen 02:27:47.27 00:29:41.23
77	38	Graeme BORTHWICK	AUS	50-54 02:27:55.69 00:29:49.65
78	60	Marc GEBEL	TAH	50-54 02:29:08.87 00:31:02.83
79	50	Marc ANCELIN	TAH	40-44 02:29:22.35 00:31:16.31
80	192	Errol MAONI	TAH	Sen 02:29:31.54 00:31:25.50





03/10/2015 11:00

Race 3

SS1 Men

#	BIB	Name(s)	Nation	Time
81	75	Heiragi NOUVEAU	TAH 	40-44 02:29:37.66 00:31:31.62
82	183	Temauarii CADOUSTEAU	TAH 	45-49 02:29:40.95 00:31:34.91
83	194	Manuarii AMIOT	TAH 	Sen 02:29:43.02 00:31:36.98
84	70	Loïc LE TIVENEZ	TAH 	40-44 02:30:04.03 00:31:57.99
85	145	Fava Kevin	TAH 	Sen 02:30:45.38 00:32:39.34
86	31	Daryl REMMLER	CAN 	50-54 02:30:47.13 00:32:41.09
87	115	Ignace TEMARONO	TAH 	Sen 02:31:18.96 00:33:12.92
88	110	Philippe LE-POUL	FRA 	50-54 02:31:22.78 00:33:16.74
89	182	Jean CADOUSTEAU	TAH 	50-54 02:31:23.44 00:33:17.40
90	72	Alexandre LUCAS	TAH 	40-44 02:31:39.74 00:33:33.70





03/10/2015 11:00

Race 3

SS1 Men

#	BIB	Name(s)	Nation	Time
91	59	Yves DUVAL Yves	TAH	45-49 02:31:51.77 00:33:45.73
92	105	Alexandre FERREIRA	BRA	Sen 02:33:02.76 00:34:56.72
93	109	Franck AITA	FRA	45-49 02:33:05.49 00:34:59.45
94	144	Franco TARAIHAU	TAH	50-54 02:33:06.70 00:35:00.66
95	158	Neal TEAHUI	TAH	Sen 02:33:25.11 00:35:19.07
96	47	Drouzas CHRISTOS	GRE	Sen 02:33:39.99 00:35:33.95
97	179	Francis MORAD	TAH	40-44 02:34:17.83 00:36:11.79
98	28	Rob HANSEN	CAN	50-54 02:34:45.83 00:36:39.79
99	71	Steeve LEFOC	TAH	45-49 02:35:18.97 00:37:12.93
100	40	Murray LATHAM	AUS	60-64 02:35:28.49 00:37:22.45















03/10/2015 11:00

Race 3

SS1 Men

#	BIB	Name(s)	Nation	Time
101	193	Patrick Moux	TAH 	Sen 02:36:28.31 00:38:22.27
102	117	Temarii TEAHA	TAH 	40-44 02:36:44.28 00:38:38.24
103	22	Carlos CAMPOS	BRA 	Sen 02:36:53.91 00:38:47.87
104	68	Teiki HOKAHUMANO	TAH 	Sen 02:36:59.16 00:38:53.12
105	44	Andrew CZAR	NZL 	50-54 02:38:21.85 00:40:15.81
106	195	Alain SUN	TAH 	40-44 02:38:26.66 00:40:20.62
107	108	Bob PUTNAM	CAN 	55-59 02:38:56.85 00:40:50.81
108	54	Hans BRANDER	TAH 	40-44 02:41:43.97 00:43:37.93
109	41	Victor PERDIGÃO	BRA 	40-44 02:46:57.21 00:48:51.17
110	32	Bruce WARREN	CAN 	60-64 02:48:00.22 00:49:54.18





03/10/2015 11:00

Race 3

SS1 Men

#	BIB	Name(s)	Nation		Time
111	55	Joseph CAMPANOZZI	TAH 	40-44	02:49:29.58 00:51:23.54
112	89	François TAHUTINI	TAH 	55-59	02:50:01.01 00:51:54.97
113	29	Maurizio TOGNACCI	ITA 	55-59	02:51:53.60 00:53:47.56
114	112	Rui CANCIO	POR 	45-49	02:52:28.17 00:54:22.13
115	78	Jean-Claude RAUBER	TAH 	Sen	02:55:08.98 00:57:02.94
116	103	Jose SILVA	BRA 	Sen	02:59:00.38 01:00:54.34
117	35	Neil CARLYLE	AUS 	60-64	03:03:24.62 01:05:18.58
118	99	Marcio PERDIGÃO	BRA 	45-49	03:08:40.93 01:10:34.89
119	34	Marcelo LINS	BRA 	40-44	03:17:21.48 01:19:15.44
120	111	Alain POUPAERT	FRA 	50-54	03:19:51.88 01:21:45.84















03/10/2015 11:00

Race 3

SS1 Men

#	BIB	Name(s)	Nation	Time
121	43	Anthony BLYTH	NZL 	45-49 03:21:58.51 01:23:52.47
122	36	Timothy HOOKINS	AUS 	65+ 03:24:27.67 01:26:21.63
123	84	Simon LONGDILL	NZL 	Sen 03:35:13.81 01:37:07.77
	30	Tony KING	AUS 	60-64 D.N.F.
	42	Sylvio CARVALHO	BRA 	50-54 D.N.F.
	61	Micheal WALKER	AUS 	Sen D.N.F.
	64	Hans STÉN	SWE 	55-59 D.N.F.
	65	Bruce DAILEY	USA 	40-44 D.N.F.
	98	Manoel CARVALHO	BRA 	55-59 D.N.F.
	100	Cesar VICTOR	BRA 	55-59 D.N.F.















03/10/2015 11:00

Race 3

SS1 Men

#	BIB	Name(s)	Nation	Time
101		Antônio LINS	BRA 	65+ D.N.F.
102		Jose SOUZA	BRA 	60-64 D.N.F.
107		Dennis SIMÕES	BRA 	Sen D.N.F.
143		Eddy MARTIN	TAH 	Sen D.N.F.
12		Hugo LIMA	POR 	Sen D.N.S
17		Jefferson SESTARO	BRA 	Sen D.N.S
23		Joshua UTANGA	COK 	Sen D.N.S
27		Daniele SCARPA	ITA 	50-54 D.N.S
33		Michael DOYLE	IRL 	40-44 D.N.S
45		Sven HANSEN	NZL 	55-59 D.N.S



Tahiti Infos



03/10/2015 11:00

Race 3

SS1 Men

#	BIB	Name(s)	Nation	Time
56		Jean-Yves CHANSIN	TAH	45-49 D.N.S
63		Colin SIMPKINS	RSA	55-59 D.N.S
80		Jonathan SAVIGNY	TAH	Sen D.N.S
81		Musah ABDALLAH	GHA	Sen D.N.S
82		Neil TAYLOR	NZL	50-54 D.N.S
96		Shane STERRY	AUS	45-49 D.N.S
104		Carlos OLIVEIRA	BRA	Sen D.N.S
106		Adriano FERREIRA	BRA	Sen D.N.S
113		Greg BARTON	USA	55-59 D.N.S
114		Guy GILLILAND	USA	55-59 D.N.S

150





03/10/2015 11:00

Race 4

SS1 Men U23

#	BIB	Name(s)	Nation	Time
1	121	MacKenzie HYNARD	AUS	U23 02:01:51.40
2	125	Kenneth RICE	RSA	U23 02:03:06.43 <i>00:01:15.03</i>
3	126	Joey HALL	AUS	U23 02:04:00.03 <i>00:02:08.63</i>
4	127	Hirimana FLORES	TAH	U23 02:04:38.42 <i>00:02:47.02</i>
5	130	Tom NORTON	AUS	U23 02:05:30.81 <i>00:03:39.41</i>
6	120	Valentin HENOT	FRA	U23 02:06:03.95 <i>00:04:12.55</i>
7	122	Samuel DJODAN	AUS	U23 02:08:28.55 <i>00:06:37.15</i>
8	184	Kevin JERUSALEM	TAH	U23 02:10:03.92 <i>00:08:12.52</i>
9	123	Ignacio FABRE	ESP	U23 02:12:26.00 <i>00:10:34.60</i>
10	136	Victor DOUX	FRA	U23 02:13:53.61 <i>00:12:02.21</i>















03/10/2015 11:00

Race 4

SS1 Men U23

#	BIB	Name(s)	Nation	Time
11	131	Luíz PECORARO	BRA 	U23 02:14:35.94 00:12:44.54
12	135	Honui PARAU	TAH 	U23 02:15:14.19 00:13:22.79
13	134	James FITZSIMMONS	ESP 	U23 02:16:00.02 00:14:08.62
14	140	Heituanui TETUANUI	TAH 	U23 02:18:45.03 00:16:53.63
15	124	Antoni ROIG	ESP 	U23 02:19:59.62 00:18:08.22
16	138	Miguel TAEREA	FRA 	U23 02:22:18.97 00:20:27.57
17	129	Andrew ROY	NZL 	U23 02:23:09.28 00:21:17.88
18	137	Gabriel OLIVEIRA	BRA 	U23 02:40:49.50 00:38:58.10
19	133	Justin WENKE	PHI 	U23 02:41:28.44 00:39:37.04
	128	Misawa RYOTA	JPN 	U23 D.N.F.





03/10/2015 11:00

Race 4

SS1 Men U23

#	BIB	Name(s)	Nation	Time
132		Ugo RIMBERT	FRA 	<i>U23</i> D.N.S

21





03/10/2015 11:00

Race 5

SS1 Men Junior

#	BIB	Name(s)	Nation	Time
1	153	Mark KEELING	RSA	Jun 02:10:39.68
2	152	Hector HENOT	FRA	Jun 02:13:07.67 00:02:27.99
3	150	Fergus MORGAN	AUS	Jun 02:15:41.10 00:05:01.42
4	151	Bailey FOUNDAUMIERE	RSA	Jun 02:17:02.91 00:06:23.23
5	139	Maihea TAIMANA	TAH	Jun 02:19:54.15 00:09:14.47
6	154	Pedro SCHIAVINATO	BRA	Jun 02:39:09.21 00:28:29.53
7	155	Ariel SOUZA	BRA	Jun 02:55:53.39 00:45:13.71

7









Podium

#	BIB	Name(s)	Nation	Time
---	-----	---------	--------	------

Race 1 SS1 Women

1	205	Teneale HATTON	NZL 	Sen 02:15:58.68
2	201	Michele ERAY	USA 	Sen 02:16:29.64
3	213	Rachel CLARKE	NZL 	Sen 02:22:18.86

Race 1 SS1 Women

1	165	Wendy REYNTJES	AUS 	40-44 02:26:24.40
2	160	Amaia OLABERRI	ESP 	40-44 02:39:34.13

Race 1 SS1 Women









1	207	Daynie LOOTS	RSA 	45-49 02:35:21.16
2	164	Tricia GILBERT	AUS 	45-49 02:37:30.00



Tahiti Infos



Podium

#	BIB	Name(s)	Nation	Time
Race 1 SS1 Women				
1	208	Julie JENKINSON	AUS 	50-54 02:40:11.53
2	169	Nicole CLARK	TAH 	50-54 02:40:30.67
Race 2 SS1 Women U23				
1	172	Jenna WARD	RSA 	U23 02:22:26.62
2	175	Georgia LAIRD	AUS 	U23 02:25:33.66
3	171	Jamie BRINKWORTH	AUS 	U23 02:29:17.32
Race 3 SS1 Men				
1	2	Cory HILL	AUS 	Sen 01:58:06.04
2	4	Jasper MOCKE	RSA 	Sen 01:59:07.73
3	1	Sean RICE	RSA 	Sen 01:59:32.13











Podium

#	BIB	Name(s)	Nation	Time
---	-----	---------	--------	------

Race 3 SS1 Men

1	21	Clint ROBINSON	AUS 	40-44 01:58:35.36
2	48	Zsolt SZADOVSZKU	USA 	40-44 02:06:35.45
3	24	Dorian WOLTER	USA 	40-44 02:10:15.40

Race 3 SS1 Men

1	19	Lewis LAUGHLIN	TAH 	45-49 02:08:04.05
2	188	Gilles GUEDIKIAN	TAH 	45-49 02:12:51.81
3	93	Roland LEBEAU	FRA 	45-49 02:14:01.38

Race 3 SS1 Men

1	95	Mike MILLS-THOM	AUS 	50-54 02:12:25.02
2	51	Tinomano BARFF	TAH 	50-54 02:15:36.83








Podium

#	BIB	Name(s)	Nation	Time
---	-----	---------	--------	------




Race 3 SS1 Men

3	67	Marama HAUATA	TAH 	50-54 02:17:00.51
---	----	---------------	---	-------------------

Race 3 SS1 Men

1	25	Robert JENKINSON	AUS 	55-59 02:20:46.98
2	73	Ionatana MAITAU	TAH 	55-59 02:23:37.61
3	108	Bob PUTNAM	CAN 	55-59 02:38:56.85








Race 3 SS1 Men

1	37	Antonio PENATI	BRA 	60-64 02:12:48.86
2	40	Murray LATHAM	AUS 	60-64 02:35:28.49
3	32	Bruce WARREN	CAN 	60-64 02:48:00.22





Podium

#	BIB	Name(s)	Nation	Time
Race 3 SS1 Men				
1	36	Timothy HOOKINS	AUS 	65+ 03:24:27.67
Race 4 SS1 Men U23				
1	121	MacKenzie HYNARD	AUS 	U23 02:01:51.40
2	125	Kenneth RICE	RSA 	U23 02:03:06.43
3	126	Joey HALL	AUS 	U23 02:04:00.03
Race 5 SS1 Men Junior				
1	153	Mark KEELING	RSA 	Jun 02:10:39.68
2	152	Hector HENOT	FRA 	Jun 02:13:07.67
3	150	Fergus MORGAN	AUS 	Jun 02:15:41.10





Overall women results

#	BIB	Name(s)	Nation	Time	
1	205	Teneale HATTON	NZL	02:15:58.68	Sen
2	201	Michele ERAY	USA	02:16:29.64 00:00:30.96	Sen
3	213	Rachel CLARKE	NZL	02:22:18.86 00:06:20.18	Sen
4	172	Jenna WARD	RSA	02:22:26.62 00:06:27.94	U23
5	175	Georgia LAIRD	AUS	02:25:33.66 00:09:34.98	U23
6	170	Margaret HOGAN	USA	02:25:54.54 00:09:55.86	Sen
7	215	Arthur HAYLEY	RSA	02:26:11.17 00:10:12.49	Sen
8	165	Wendy REYNTJES	AUS	02:26:24.40 00:10:25.72	40-44
9	206	Emma LEVEMYR	SWE	02:28:59.72 00:13:01.04	Sen
10	171	Jamie BRINKWORTH	AUS	02:29:17.32 00:13:18.64	U23
11	202	Sara RAFAEL	POR	02:29:46.75 00:13:48.07	Sen





Overall women results

#	BIB	Name(s)	Nation	Time	
12	176	Kyeta PURCHASE	RSA	02:30:00.96 00:14:02.28	U23
13	210	Kylie BROAD	AUS	02:32:14.95 00:16:16.27	Sen
14	207	Daynie LOOTS	RSA	02:35:21.16 00:19:22.48	45-49
15	212	Krisztinba ZUR-FAZEKAS	HUN	02:36:00.75 00:20:02.07	Sen
16	173	Raquel FARRÉS	ESP	02:36:10.27 00:20:11.59	U23
17	203	Beata CSEKE	USA	02:36:14.09 00:20:15.41	Sen
18	141	Tenaturanui MAONO	TAH	02:36:19.67 00:20:20.99	U23
19	164	Tricia GILBERT	AUS	02:37:30.00 00:21:31.32	45-49
20	160	Amaia OLABERRI	ESP	02:39:34.13 00:23:35.45	40-44
21	208	Julie JENKINSON	AUS	02:40:11.53 00:24:12.85	50-54
22	169	Nicole CLARK	TAH	02:40:30.67 00:24:31.99	50-54





Overall women results

#	BIB	Name(s)	Nation	Time		
23	214	Anne CAIRNS	SAM	02:41:45.21 00:25:46.53	Sen	
24	217	Heidi CARLYLE	AUS	02:51:54.24 00:35:55.56	Sen	
25	211	Carina FAGGIANI	BRA	03:19:30.12 01:03:31.44	Sen	
26	161	Mereana HODGES	COK	03:44:55.25 01:28:56.57	Sen	
178		Raina TAITINGFONG	GUM		U23	D.N.F.
177		Marina TORIBIONG	PLW	07:37:10.71	U23	D.N.F.
162		Mirya CARVALHO	BRA		40-44	D.N.S
163		Helen CHORLEY	AUS		Sen	D.N.S
166		Lucia CARMEN	BRA		Sen	D.N.S
167		Catherine BARRE	FRA		50-54	D.N.S
168		Cislaine PEREIRA	BRA		50-54	D.N.S





Overall women results

#	BIB	Name(s)	Nation	Time
204		Rayssa CORRÊA	BRA	Sen D.N.S
209		Viviane VAZ	BRA	Sen D.N.S
216		Rebecca STEWART	AUS	Sen D.N.S
218		Paula TOCQUER	AUS	40-44 D.N.S
219		Diana CARNEIRO	BRA	40-44 D.N.S
220		Karla ROSA	BRA	Sen D.N.S
174		Chloe STERRY	AUS	U23 D.N.S

40





Overall results

#	BIB	Name(s)	Nation	Time	
1	2	Cory HILL	AUS	01:58:06.04	Sen
2	21	Clint ROBINSON	AUS	01:58:35.36 00:00:29.32	40-44
3	4	Jasper MOCKE	RSA	01:59:07.73 00:01:01.69	Sen
4	1	Sean RICE	RSA	01:59:32.13 00:01:26.09	Sen
5	14	Michael BOOTH	AUS	02:00:19.27 00:02:13.23	Sen
6	13	Hank MCGREGOR	RSA	02:00:43.44 00:02:37.40	Sen
7	6	Yannick LAOUSSE	FRA	02:00:52.85 00:02:46.81	Sen
8	121	MacKenzie HYNARD	AUS	02:01:51.40 00:03:45.36	U23
9	97	Murray STEWART	AUS	02:02:46.64 00:04:40.60	Sen
10	125	Kenneth RICE	RSA	02:03:06.43 00:05:00.39	U23
11	3	Sam NORTON	AUS	02:03:14.52 00:05:08.48	Sen





Overall results

#	BIB	Name(s)	Nation	Time	
12	5	Barry LEWIN	RSA	02:03:31.70 00:05:25.66	Sen
13	126	Joey HALL	AUS	02:04:00.03 00:05:53.99	U23
14	127	Hirmana FLORES	TAH	02:04:38.42 00:06:32.38	U23
15	18	Mark ANDERSON	AUS	02:04:54.39 00:06:48.35	Sen
16	130	Tom NORTON	AUS	02:05:30.81 00:07:24.77	U23
17	120	Valentin HENOT	FRA	02:06:03.95 00:07:57.91	U23
18	48	Zsolt SZADOVSZKU	USA	02:06:35.45 00:08:29.41	40-44
19	10	David SZLACHTA	FRA	02:06:45.73 00:08:39.69	Sen
20	8	Esteban OJEDA	ESP	02:06:48.79 00:08:42.75	Sen
21	19	Lewis LAUGHLIN	TAH	02:08:04.05 00:09:58.01	45-49
22	122	Samuel DJODAN	AUS	02:08:28.55 00:10:22.51	U23





Overall results

#	BIB	Name(s)	Nation	Time	
23	7	Benoit LE-ROUX	FRA	02:08:31.06 00:10:25.02	Sen
24	86	Andrew MOWLEM	NZL	02:09:43.90 00:11:37.86	Sen
25	184	Kevin JERUSALEMY	TAH	02:10:03.92 00:11:57.88	U23
26	49	Mihimana AH-MIN	TAH	02:10:05.45 00:11:59.41	Sen
27	87	Michael WALKER	NZL	02:10:14.75 00:12:08.71	Sen
28	24	Dorian WOLTER	USA	02:10:15.40 00:12:09.36	40-44
29	20	Eric DEANE	TAH	02:10:35.75 00:12:29.71	Sen
30	153	Mark KEELING	RSA	02:10:39.68 00:12:33.64	Jun
31	11	Nicolas LAMBERT	FRA	02:10:43.62 00:12:37.58	Sen
32	197	Leopold TEPA	TAH	02:11:21.47 00:13:15.43	40-44
33	95	Mike MILLS-THOM	AUS	02:12:25.02 00:14:18.98	50-54





Overall results

#	BIB	Name(s)	Nation	Time	
34	123	Ignacio FABRE	ESP	02:12:26.00 00:14:19.96	U23
35	46	Garth SPENCER	NZL	02:12:41.75 00:14:35.71	40-44
36	37	Antonio PENATI	BRA	02:12:48.86 00:14:42.82	60-64
37	188	Gilles GUEDIKIAN	TAH	02:12:51.81 00:14:45.77	45-49
38	74	Théodore MOORIA	TAH	02:13:04.06 00:14:58.02	40-44
39	152	Hector HENOT	FRA	02:13:07.67 00:15:01.63	Jun
40	147	Rauhiri VARUAHI	TAH	02:13:22.99 00:15:16.95	Sen
41	119	Tautu TEMANUPAIOURA	TAH	02:13:35.35 00:15:29.31	Sen
42	136	Victor DOUX	FRA	02:13:53.61 00:15:47.57	U23
43	93	Roland LEBEAU	FRA	02:14:01.38 00:15:55.34	45-49
44	77	Moehau PAIE	TAH	02:14:05.65 00:15:59.61	Sen





Overall results

#	BIB	Name(s)	Nation	Time	
45	131	Luíz PECORARO	BRA	02:14:35.94 00:16:29.90	U23
46	9	Guilherme CABRAL	POR	02:15:03.58 00:16:57.54	Sen
47	196	Florian TEAURAI	TAH	02:15:06.21 00:17:00.17	Sen
48	135	Honui PARAU	TAH	02:15:14.19 00:17:08.15	U23
49	187	Victor GENDRON	TAH	02:15:26.33 00:17:20.29	40-44
50	51	Tinomano BARFF	TAH	02:15:36.83 00:17:30.79	50-54
51	150	Fergus MORGAN	AUS	02:15:41.10 00:17:35.06	Jun
52	142	Teihotu DUBOIS	TAH	02:15:49.63 00:17:43.59	Sen
53	39	Tim FITZSIMMONS	AUS	02:15:54.66 00:17:48.62	40-44
150	205	Teneale HATTON	NZL	02:15:58.68 00:17:52.64	Sen
54	134	James FITZSIMMONS	ESP	02:16:00.02 00:17:53.98	U23















Overall results

#	BIB	Name(s)	Nation	Time	
55	199	Julien TORREGROSSA	TAH 	02:16:09.32 00:18:03.28	40-44
56	91	Nelson TEITI	TAH 	02:16:28.24 00:18:22.20	Sen
151	201	Michele ERAY	USA 	02:16:29.64 00:18:23.60	Sen
57	67	Marama HAUATA	TAH 	02:17:00.51 00:18:54.47	50-54
58	148	Georges TAURAA	TAH 	02:17:01.60 00:18:55.56	Sen
59	151	Bailey FOUNDAUMIERE	RSA 	02:17:02.91 00:18:56.87	Jun
60	76	Marama OLSON	TAH 	02:17:59.41 00:19:53.37	40-44
61	90	Gilles TCHING	TAH 	02:18:07.51 00:20:01.47	45-49
62	200	Puarai VAN BASTOLAER	TAH 	02:18:23.82 00:20:17.78	Sen
63	79	Bernard RICHMOND	TAH 	02:18:31.36 00:20:25.32	50-54
64	156	Philippe TAURAA	TAH 	02:18:35.63 00:20:29.59	Sen





Overall results

#	BIB	Name(s)	Nation	Time	
65	140	Heituanui TETUANUI	TAH 	02:18:45.03 00:20:38.99	U23
66	83	Jeremy KUGGELEIJN	NZL 	02:18:45.47 00:20:39.43	Sen
67	190	Cyril LEHARTEL	TAH 	02:19:02.10 00:20:56.06	40-44
68	149	Tereva TEMATAFAARERE	TAH 	02:19:27.14 00:21:21.10	Sen
69	159	Keanu TEOTAHI	TAH 	02:19:37.97 00:21:31.93	Sen
70	139	Maihea TAIMANA	TAH 	02:19:54.15 00:21:48.11	Jun
71	124	Antoni ROIG	ESP 	02:19:59.62 00:21:53.58	U23
72	58	Thibaud NOLANT	TAH 	02:20:00.82 00:21:54.78	Sen
73	69	Milton LAUGHLIN	TAH 	02:20:23.68 00:22:17.64	45-49
74	25	Robert JENKINSON	AUS 	02:20:46.98 00:22:40.94	55-59
75	66	Steve HART	TAH 	02:20:53.22 00:22:47.18	50-54





Overall results

#	BIB	Name(s)	Nation	Time	
76	16	Borys MARKIN	USA	02:21:40.25 00:23:34.21	Sen
77	62	Istvan DOMOKOS	AUS	02:22:00.04 00:23:54.00	45-49
152	213	Rachel CLARKE	NZL	02:22:18.86 00:24:12.82	Sen
78	138	Miguel TAEREA	FRA	02:22:18.97 00:24:12.93	U23
153	172	Jenna WARD	RSA	02:22:26.62 00:24:20.58	U23
79	92	Terii TEURU	TAH	02:22:31.77 00:24:25.73	45-49
80	26	Jean-Philippe CUER	FRA	02:22:38.55 00:24:32.51	45-49
81	180	Albert TETOHU	TAH	02:22:52.11 00:24:46.07	45-49
82	116	Teva TEAHA	TAH	02:22:56.27 00:24:50.23	40-44
83	15	Gonçalo TOMÁS	POR	02:23:05.89 00:24:59.85	Sen
84	129	Andrew ROY	NZL	02:23:09.28 00:25:03.24	U23





Overall results

#	BIB	Name(s)	Nation	Time	
85	73	Ionatana MAITAU	TAH 	02:23:37.61 00:25:31.57	55-59
86	189	Francois KALDEC	TAH 	02:24:08.12 00:26:02.08	45-49
87	181	Jean TEMAURI	TAH 	02:24:09.44 00:26:03.40	40-44
88	118	Aromaiterai HINTZE	TAH 	02:24:23.88 00:26:17.84	40-44
89	94	Michael MCGRATH	AUS 	02:24:25.74 00:26:19.70	50-54
90	198	Jimmy TIAPARI	TAH 	02:25:16.92 00:27:10.88	Sen
154	175	Georgia LAIRD	AUS 	02:25:33.66 00:27:27.62	U23
155	170	Margaret HOGAN	USA 	02:25:54.54 00:27:48.50	Sen
156	215	Arthur HAYLEY	RSA 	02:26:11.17 00:28:05.13	Sen
91	186	Rongo ELLIS	TAH 	02:26:15.71 00:28:09.67	Sen
157	165	Wendy REYNTJES	AUS 	02:26:24.40 00:28:18.36	40-44





Overall results

#	BIB	Name(s)	Nation	Time	
92	85	Sam MAYHEW	NZL	02:26:31.57 00:28:25.53	Sen
93	53	Byarn BORDET	TAH	02:26:39.45 00:28:33.41	Sen
94	52	Roland BARFF	TAH	02:26:48.09 00:28:42.05	45-49
95	88	Eric TAEREA	TAH	02:27:22.00 00:29:15.96	50-54
96	185	Normand ELLIS	TAH	02:27:39.18 00:29:33.14	40-44
97	146	Jonathan TETUANUITEFARERII	TAH	02:27:44.10 00:29:38.06	Sen
98	191	LoiC Ly Sao	TAH	02:27:47.27 00:29:41.23	Sen
99	38	Graeme BORTHWICK	AUS	02:27:55.69 00:29:49.65	50-54
158	206	Emma LEVEMYR	SWE	02:28:59.72 00:30:53.68	Sen
100	60	Marc GEBEL	TAH	02:29:08.87 00:31:02.83	50-54
159	171	Jamie BRINKWORTH	AUS	02:29:17.32 00:31:11.28	U23





Overall results

#	BIB	Name(s)	Nation	Time	
101	50	Marc ANCELIN	TAH	02:29:22.35 00:31:16.31	40-44
102	192	Errol MAONI	TAH	02:29:31.54 00:31:25.50	Sen
103	75	Heiragi NOUVEAU	TAH	02:29:37.66 00:31:31.62	40-44
104	183	Temauarii CADOUSTEAU	TAH	02:29:40.95 00:31:34.91	45-49
105	194	Manuarii AMIOT	TAH	02:29:43.02 00:31:36.98	Sen
160	202	Sara RAFAEL	POR	02:29:46.75 00:31:40.71	Sen
161	176	Kyeta PURCHASE	RSA	02:30:00.96 00:31:54.92	U23
106	70	Loïc LE TIVENEZ	TAH	02:30:04.03 00:31:57.99	40-44
107	145	Fava Kevin	TAH	02:30:45.38 00:32:39.34	Sen
108	31	Daryl REMMLER	CAN	02:30:47.13 00:32:41.09	50-54
109	115	Ignace TEMARONO	TAH	02:31:18.96 00:33:12.92	Sen





Overall results

#	BIB	Name(s)	Nation	Time	
110	110	Philippe LE-POUL	FRA	02:31:22.78 00:33:16.74	50-54
111	182	Jean CADOUSTEAU	TAH	02:31:23.44 00:33:17.40	50-54
112	72	Alexandre LUCAS	TAH	02:31:39.74 00:33:33.70	40-44
113	59	Yves DUVAL Yves	TAH	02:31:51.77 00:33:45.73	45-49
162	210	Kylie BROAD	AUS	02:32:14.95 00:34:08.91	Sen
114	105	Alexandre FERREIRA	BRA	02:33:02.76 00:34:56.72	Sen
115	109	Franck AITA	FRA	02:33:05.49 00:34:59.45	45-49
116	144	Franco TARAHAU	TAH	02:33:06.70 00:35:00.66	50-54
117	158	Neal TEAHUI	TAH	02:33:25.11 00:35:19.07	Sen
118	47	Drouzas CHRISTOS	GRE	02:33:39.99 00:35:33.95	Sen
119	179	Francis MORAD	TAH	02:34:17.83 00:36:11.79	40-44



Tahiti Infos














Overall results

#	BIB	Name(s)	Nation	Time	
120	28	Rob HANSEN	CAN	02:34:45.83 00:36:39.79	50-54
121	71	Steeve LEFOC	TAH	02:35:18.97 00:37:12.93	45-49
163	207	Daynie LOOTS	RSA	02:35:21.16 00:37:15.12	45-49
122	40	Murray LATHAM	AUS	02:35:28.49 00:37:22.45	60-64
164	212	Krisztinba ZUR-FAZEKAS	HUN	02:36:00.75 00:37:54.71	Sen
165	173	Raquel FARRÉS	ESP	02:36:10.27 00:38:04.23	U23
166	203	Beata CSEKE	USA	02:36:14.09 00:38:08.05	Sen
167	141	Tenaturanui MAONO	TAH	02:36:19.67 00:38:13.63	U23
123	193	Patrick Moux	TAH	02:36:28.31 00:38:22.27	Sen
124	117	Temarii TEAHA	TAH	02:36:44.28 00:38:38.24	40-44
125	22	Carlos CAMPOS	BRA	02:36:53.91 00:38:47.87	Sen
















Overall results

#	BIB	Name(s)	Nation	Time	
126	68	Teiki HOKAHUMANO	TAH 	02:36:59.16 00:38:53.12	Sen
168	164	Tricia GILBERT	AUS 	02:37:30.00 00:39:23.96	45-49
127	44	Andrew CZAR	NZL 	02:38:21.85 00:40:15.81	50-54
128	195	Alain SUN	TAH 	02:38:26.66 00:40:20.62	40-44
129	108	Bob PUTNAM	CAN 	02:38:56.85 00:40:50.81	55-59
130	154	Pedro SCHIAVINATO	BRA 	02:39:09.21 00:41:03.17	Jun
169	160	Amaia OLABERRI	ESP 	02:39:34.13 00:41:28.09	40-44
170	208	Julie JENKINSON	AUS 	02:40:11.53 00:42:05.49	50-54
171	169	Nicole CLARK	TAH 	02:40:30.67 00:42:24.63	50-54
131	137	Gabriel OLIVEIRA	BRA 	02:40:49.50 00:42:43.46	U23
132	133	Justin WENKE	PHI 	02:41:28.44 00:43:22.40	U23





Overall results

#	BIB	Name(s)	Nation	Time	
133	54	Hans BRANDER	TAH 	02:41:43.97 00:43:37.93	40-44
172	214	Anne CAIRNS	SAM 	02:41:45.21 00:43:39.17	Sen
134	41	Victor PERDIGÃO	BRA 	02:46:57.21 00:48:51.17	40-44
135	32	Bruce WARREN	CAN 	02:48:00.22 00:49:54.18	60-64
136	55	Joseph CAMPANOZZI	TAH 	02:49:29.58 00:51:23.54	40-44
137	89	François TAHUTINI	TAH 	02:50:01.01 00:51:54.97	55-59
138	29	Maurizio TOGNACCI	ITA 	02:51:53.60 00:53:47.56	55-59
173	217	Heidi CARLYLE	AUS 	02:51:54.24 00:53:48.20	Sen
139	112	Rui CANCIO	POR 	02:52:28.17 00:54:22.13	45-49
140	78	Jean-Claude RAUBER	TAH 	02:55:08.98 00:57:02.94	Sen
141	155	Ariel SOUZA	BRA 	02:55:53.39 00:57:47.35	Jun















Overall results

#	BIB	Name(s)	Nation	Time	
142	103	Jose SILVA	BRA	02:59:00.38 01:00:54.34	Sen
143	35	Neil CARLYLE	AUS	03:03:24.62 01:05:18.58	60-64
144	99	Marcio PERDIGÃO	BRA	03:08:40.93 01:10:34.89	45-49
145	34	Marcelo LINS	BRA	03:17:21.48 01:19:15.44	40-44
174	211	Carina FAGGIANI	BRA	03:19:30.12 01:21:24.08	Sen
146	111	Alain POUPAERT	FRA	03:19:51.88 01:21:45.84	50-54
147	43	Anthony BLYTH	NZL	03:21:58.51 01:23:52.47	45-49
148	36	Timothy HOOKINS	AUS	03:24:27.67 01:26:21.63	65+
149	84	Simon LONGDILL	NZL	03:35:13.81 01:37:07.77	Sen
175	161	Mereana HODGES	COK	03:44:55.25 01:46:49.21	Sen
	178	Raina TAITINGFONG	GUM		U23 D.N.F.





Overall results

#	BIB	Name(s)	Nation	Time	
30		Tony KING	AUS 	60-64	D.N.F.
42		Sylvio CARVALHO	BRA 	50-54	D.N.F.
61		Micheal WALKER	AUS 	Sen	D.N.F.
64		Hans STÉN	SWE 	55-59	D.N.F.
65		Bruce DAILEY	USA 	40-44	D.N.F.
98		Manoel CARVALHO	BRA 	55-59	D.N.F.
100		Cesar VICTOR	BRA 	55-59	D.N.F.
101		Antônio LINS	BRA 	65+	D.N.F.
102		Jose SOUZA	BRA 	60-64	D.N.F.
107		Dennis SIMÕES	BRA 	Sen	D.N.F.





Overall results

#	BIB	Name(s)	Nation	Time		
143		Eddy MARTIN	TAH		Sen	D.N.F.
128		Misawa RYOTA	JPN		U23	D.N.F.
177		Marina TORIBIONG	PLW	07:55:03.35	U23	D.N.F.
162		Mirya CARVALHO	BRA		40-44	D.N.S
163		Helen CHORLEY	AUS		Sen	D.N.S
166		Lucia CARMEN	BRA		Sen	D.N.S
167		Catherine BARRE	FRA		50-54	D.N.S
168		Cislaine PEREIRA	BRA		50-54	D.N.S
204		Rayssa CORRÊA	BRA		Sen	D.N.S
209		Viviane VAZ	BRA		Sen	D.N.S
216		Rebecca STEWART	AUS		Sen	D.N.S















Overall results

#	BIB	Name(s)	Nation	Time
218		Paula TOCQUER	AUS	40-44 D.N.S
219		Diana CARNEIRO	BRA	40-44 D.N.S
220		Karla ROSA	BRA	Sen D.N.S
174		Chloe STERRY	AUS	U23 D.N.S
12		Hugo LIMA	POR	Sen D.N.S
17		Jefferson SESTARO	BRA	Sen D.N.S
23		Joshua UTANGA	COK	Sen D.N.S
27		Daniele SCARPA	ITA	50-54 D.N.S
33		Michael DOYLE	IRL	40-44 D.N.S
45		Sven HANSEN	NZL	55-59 D.N.S
56		Jean-Yves CHANSIN	TAH	45-49 D.N.S





Overall results

#	BIB	Name(s)	Nation	Time
63		Colin SIMPKINS	RSA 	55-59 D.N.S
80		Jonathan SAVIGNY	TAH 	Sen D.N.S
81		Musah ABDALLAH	GHA 	Sen D.N.S
82		Neil TAYLOR	NZL 	50-54 D.N.S
96		Shane STERRY	AUS 	45-49 D.N.S
104		Carlos OLIVEIRA	BRA 	Sen D.N.S
106		Adriano FERREIRA	BRA 	Sen D.N.S
113		Greg BARTON	USA 	55-59 D.N.S
114		Guy GILLILAND	USA 	55-59 D.N.S
132		Ugo RIMBERT	FRA 	U23 D.N.S

218





Overall men results

#	BIB	Name(s)	Nation	Time	
1	2	Cory HILL	AUS	01:58:06.04	Sen
2	21	Clint ROBINSON	AUS	01:58:35.36 00:00:29.32	40-44
3	4	Jasper MOCKE	RSA	01:59:07.73 00:01:01.69	Sen
4	1	Sean RICE	RSA	01:59:32.13 00:01:26.09	Sen
5	14	Michael BOOTH	AUS	02:00:19.27 00:02:13.23	Sen
6	13	Hank MCGREGOR	RSA	02:00:43.44 00:02:37.40	Sen
7	6	Yannick LAOUSSE	FRA	02:00:52.85 00:02:46.81	Sen
8	121	MacKenzie HYNARD	AUS	02:01:51.40 00:03:45.36	U23
9	97	Murray STEWART	AUS	02:02:46.64 00:04:40.60	Sen
10	125	Kenneth RICE	RSA	02:03:06.43 00:05:00.39	U23
11	3	Sam NORTON	AUS	02:03:14.52 00:05:08.48	Sen





Overall men results

#	BIB	Name(s)	Nation	Time	
12	5	Barry LEWIN	RSA	02:03:31.70 00:05:25.66	Sen
13	126	Joey HALL	AUS	02:04:00.03 00:05:53.99	U23
14	127	Hirimana FLORES	TAH	02:04:38.42 00:06:32.38	U23
15	18	Mark ANDERSON	AUS	02:04:54.39 00:06:48.35	Sen
16	130	Tom NORTON	AUS	02:05:30.81 00:07:24.77	U23
17	120	Valentin HENOT	FRA	02:06:03.95 00:07:57.91	U23
18	48	Zsolt SZADOVSZKU	USA	02:06:35.45 00:08:29.41	40-44
19	10	David SZLACHTA	FRA	02:06:45.73 00:08:39.69	Sen
20	8	Esteban OJEDA	ESP	02:06:48.79 00:08:42.75	Sen
21	19	Lewis LAUGHLIN	TAH	02:08:04.05 00:09:58.01	45-49
22	122	Samuel DJODAN	AUS	02:08:28.55 00:10:22.51	U23





Overall men results

#	BIB	Name(s)	Nation	Time	
23	7	Benoit LE-ROUX	FRA	02:08:31.06 00:10:25.02	Sen
24	86	Andrew MOWLEM	NZL	02:09:43.90 00:11:37.86	Sen
25	184	Kevin JERUSALEMY	TAH	02:10:03.92 00:11:57.88	U23
26	49	Mihimana AH-MIN	TAH	02:10:05.45 00:11:59.41	Sen
27	87	Michael WALKER	NZL	02:10:14.75 00:12:08.71	Sen
28	24	Dorian WOLTER	USA	02:10:15.40 00:12:09.36	40-44
29	20	Eric DEANE	TAH	02:10:35.75 00:12:29.71	Sen
30	153	Mark KEELING	RSA	02:10:39.68 00:12:33.64	Jun
31	11	Nicolas LAMBERT	FRA	02:10:43.62 00:12:37.58	Sen
32	197	Leopold TEPA	TAH	02:11:21.47 00:13:15.43	40-44
33	95	Mike MILLS-THOM	AUS	02:12:25.02 00:14:18.98	50-54





Overall men results

#	BIB	Name(s)	Nation	Time	
34	123	Ignacio FABRE	ESP	02:12:26.00 00:14:19.96	U23
35	46	Garth SPENCER	NZL	02:12:41.75 00:14:35.71	40-44
36	37	Antonio PENATI	BRA	02:12:48.86 00:14:42.82	60-64
37	188	Gilles GUEDIKIAN	TAH	02:12:51.81 00:14:45.77	45-49
38	74	Théodore MOORIA	TAH	02:13:04.06 00:14:58.02	40-44
39	152	Hector HENOT	FRA	02:13:07.67 00:15:01.63	Jun
40	147	Rauhiri VARUAHI	TAH	02:13:22.99 00:15:16.95	Sen
41	119	Tautu TEMANUPAIOURA	TAH	02:13:35.35 00:15:29.31	Sen
42	136	Victor DOUX	FRA	02:13:53.61 00:15:47.57	U23
43	93	Roland LEBEAU	FRA	02:14:01.38 00:15:55.34	45-49
44	77	Moehau PAIE	TAH	02:14:05.65 00:15:59.61	Sen












Overall men results

#	BIB	Name(s)	Nation	Time	
45	131	Luíz PECORARO	BRA	02:14:35.94 00:16:29.90	U23
46	9	Guilherme CABRAL	POR	02:15:03.58 00:16:57.54	Sen
47	196	Florian TEAURAI	TAH	02:15:06.21 00:17:00.17	Sen
48	135	Honui PARAU	TAH	02:15:14.19 00:17:08.15	U23
49	187	Victor GENDRON	TAH	02:15:26.33 00:17:20.29	40-44
50	51	Tinomano BARFF	TAH	02:15:36.83 00:17:30.79	50-54
51	150	Fergus MORGAN	AUS	02:15:41.10 00:17:35.06	Jun
52	142	Teihotu DUBOIS	TAH	02:15:49.63 00:17:43.59	Sen
53	39	Tim FITZSIMMONS	AUS	02:15:54.66 00:17:48.62	40-44
54	134	James FITZSIMMONS	ESP	02:16:00.02 00:17:53.98	U23
55	199	Julien TORREGROSSA	TAH	02:16:09.32 00:18:03.28	40-44















Overall men results

#	BIB	Name(s)	Nation	Time	
56	91	Nelson TEITI	TAH 	02:16:28.24 00:18:22.20	Sen
57	67	Marama HAUATA	TAH 	02:17:00.51 00:18:54.47	50-54
58	148	Georges TAURAA	TAH 	02:17:01.60 00:18:55.56	Sen
59	151	Bailey FOUNDAUMIERE	RSA 	02:17:02.91 00:18:56.87	Jun
60	76	Marama OLSON	TAH 	02:17:59.41 00:19:53.37	40-44
61	90	Gilles TCHING	TAH 	02:18:07.51 00:20:01.47	45-49
62	200	Puarai VAN BASTOLAER	TAH 	02:18:23.82 00:20:17.78	Sen
63	79	Bernard RICHMOND	TAH 	02:18:31.36 00:20:25.32	50-54
64	156	Philippe TAURAA	TAH 	02:18:35.63 00:20:29.59	Sen
65	140	Heituanui TETUANUI	TAH 	02:18:45.03 00:20:38.99	U23
66	83	Jeremy KUGGELEIJN	NZL 	02:18:45.47 00:20:39.43	Sen





Overall men results

#	BIB	Name(s)	Nation	Time	
67	190	Cyril LEHARTEL	TAH 	02:19:02.10 00:20:56.06	40-44
68	149	Tereva TEMATAFAARERE	TAH 	02:19:27.14 00:21:21.10	Sen
69	159	Keanu TEOTAHI	TAH 	02:19:37.97 00:21:31.93	Sen
70	139	Maihea TAIMANA	TAH 	02:19:54.15 00:21:48.11	Jun
71	124	Antoni ROIG	ESP 	02:19:59.62 00:21:53.58	U23
72	58	Thibaud NOLANT	TAH 	02:20:00.82 00:21:54.78	Sen
73	69	Milton LAUGHLIN	TAH 	02:20:23.68 00:22:17.64	45-49
74	25	Robert JENKINSON	AUS 	02:20:46.98 00:22:40.94	55-59
75	66	Steve HART	TAH 	02:20:53.22 00:22:47.18	50-54
76	16	Borys MARKIN	USA 	02:21:40.25 00:23:34.21	Sen
77	62	Istvan DOMOKOS	AUS 	02:22:00.04 00:23:54.00	45-49





Overall men results

#	BIB	Name(s)	Nation	Time	
78	138	Miguel TAEREA	FRA	02:22:18.97 00:24:12.93	U23
79	92	Terii TEURU	TAH	02:22:31.77 00:24:25.73	45-49
80	26	Jean-Philippe CUER	FRA	02:22:38.55 00:24:32.51	45-49
81	180	Albert TETOHU	TAH	02:22:52.11 00:24:46.07	45-49
82	116	Teva TEAHA	TAH	02:22:56.27 00:24:50.23	40-44
83	15	Gonçalo TOMÁS	POR	02:23:05.89 00:24:59.85	Sen
84	129	Andrew ROY	NZL	02:23:09.28 00:25:03.24	U23
85	73	Ionatana MAITAU	TAH	02:23:37.61 00:25:31.57	55-59
86	189	Francois KALDEC	TAH	02:24:08.12 00:26:02.08	45-49
87	181	Jean TEMAURI	TAH	02:24:09.44 00:26:03.40	40-44
88	118	Aromaiterai HINTZE	TAH	02:24:23.88 00:26:17.84	40-44





Overall men results

#	BIB	Name(s)	Nation	Time	
89	94	Michael MCGRATH	AUS 	02:24:25.74 00:26:19.70	50-54
90	198	Jimmy TIAPARI	TAH 	02:25:16.92 00:27:10.88	Sen
91	186	Rongo ELLIS	TAH 	02:26:15.71 00:28:09.67	Sen
92	85	Sam MAYHEW	NZL 	02:26:31.57 00:28:25.53	Sen
93	53	Byam BORDET	TAH 	02:26:39.45 00:28:33.41	Sen
94	52	Roland BARFF	TAH 	02:26:48.09 00:28:42.05	45-49
95	88	Eric TAEREA	TAH 	02:27:22.00 00:29:15.96	50-54
96	185	Normand ELLIS	TAH 	02:27:39.18 00:29:33.14	40-44
97	146	Jonathan TETUANUITEFARERII	TAH 	02:27:44.10 00:29:38.06	Sen
98	191	LoiC Ly Sao	TAH 	02:27:47.27 00:29:41.23	Sen
99	38	Graeme BORTHWICK	AUS 	02:27:55.69 00:29:49.65	50-54
















Overall men results

#	BIB	Name(s)	Nation	Time	
100	60	Marc GEBEL	TAH 	02:29:08.87 00:31:02.83	50-54
101	50	Marc ANCELIN	TAH 	02:29:22.35 00:31:16.31	40-44
102	192	Errol MAONI	TAH 	02:29:31.54 00:31:25.50	Sen
103	75	Heiragi NOUVEAU	TAH 	02:29:37.66 00:31:31.62	40-44
104	183	Temauarii CADOUSTEAU	TAH 	02:29:40.95 00:31:34.91	45-49
105	194	Manuarii AMIOT	TAH 	02:29:43.02 00:31:36.98	Sen
106	70	Loïc LE TIVENEZ	TAH 	02:30:04.03 00:31:57.99	40-44
107	145	Fava Kevin	TAH 	02:30:45.38 00:32:39.34	Sen
108	31	Daryl REMMLER	CAN 	02:30:47.13 00:32:41.09	50-54
109	115	Ignace TEMARONO	TAH 	02:31:18.96 00:33:12.92	Sen
110	110	Philippe LE-POUL	FRA 	02:31:22.78 00:33:16.74	50-54





Overall men results

#	BIB	Name(s)	Nation	Time	
111	182	Jean CADOUSTEAU	TAH 	02:31:23.44 00:33:17.40	50-54
112	72	Alexandre LUCAS	TAH 	02:31:39.74 00:33:33.70	40-44
113	59	Yves DUVAL Yves	TAH 	02:31:51.77 00:33:45.73	45-49
114	105	Alexandre FERREIRA	BRA 	02:33:02.76 00:34:56.72	Sen
115	109	Franck AITA	FRA 	02:33:05.49 00:34:59.45	45-49
116	144	Franco TARAIHAU	TAH 	02:33:06.70 00:35:00.66	50-54
117	158	Neal TEAHUI	TAH 	02:33:25.11 00:35:19.07	Sen
118	47	Drouzas CHRISTOS	GRE 	02:33:39.99 00:35:33.95	Sen
119	179	Francis MORAD	TAH 	02:34:17.83 00:36:11.79	40-44
120	28	Rob HANSEN	CAN 	02:34:45.83 00:36:39.79	50-54
121	71	Steeve LEFOC	TAH 	02:35:18.97 00:37:12.93	45-49
















Overall men results

#	BIB	Name(s)	Nation	Time	
122	40	Murray LATHAM	AUS	02:35:28.49 00:37:22.45	60-64
123	193	Patrick Moux	TAH	02:36:28.31 00:38:22.27	Sen
124	117	Temarii TEAHA	TAH	02:36:44.28 00:38:38.24	40-44
125	22	Carlos CAMPOS	BRA	02:36:53.91 00:38:47.87	Sen
126	68	Teiki HOKAHUMANO	TAH	02:36:59.16 00:38:53.12	Sen
127	44	Andrew CZAR	NZL	02:38:21.85 00:40:15.81	50-54
128	195	Alain SUN	TAH	02:38:26.66 00:40:20.62	40-44
129	108	Bob PUTNAM	CAN	02:38:56.85 00:40:50.81	55-59
130	154	Pedro SCHIAVINATO	BRA	02:39:09.21 00:41:03.17	Jun
131	137	Gabriel OLIVEIRA	BRA	02:40:49.50 00:42:43.46	U23
132	133	Justin WENKE	PHI	02:41:28.44 00:43:22.40	U23





Overall men results

#	BIB	Name(s)	Nation	Time	
133	54	Hans BRANDER	TAH 	02:41:43.97 00:43:37.93	40-44
134	41	Victor PERDIGÃO	BRA 	02:46:57.21 00:48:51.17	40-44
135	32	Bruce WARREN	CAN 	02:48:00.22 00:49:54.18	60-64
136	55	Joseph CAMPANOZZI	TAH 	02:49:29.58 00:51:23.54	40-44
137	89	François TAHUTINI	TAH 	02:50:01.01 00:51:54.97	55-59
138	29	Maurizio TOGNACCI	ITA 	02:51:53.60 00:53:47.56	55-59
139	112	Rui CANCIO	POR 	02:52:28.17 00:54:22.13	45-49
140	78	Jean-Claude RAUBER	TAH 	02:55:08.98 00:57:02.94	Sen
141	155	Ariel SOUZA	BRA 	02:55:53.39 00:57:47.35	Jun
142	103	Jose SILVA	BRA 	02:59:00.38 01:00:54.34	Sen
143	35	Neil CARLYLE	AUS 	03:03:24.62 01:05:18.58	60-64





Overall men results

#	BIB	Name(s)	Nation	Time		
144	99	Marcio PERDIGÃO	BRA	03:08:40.93 01:10:34.89	45-49	
145	34	Marcelo LINS	BRA	03:17:21.48 01:19:15.44	40-44	
146	111	Alain POUPAERT	FRA	03:19:51.88 01:21:45.84	50-54	
147	43	Anthony BLYTH	NZL	03:21:58.51 01:23:52.47	45-49	
148	36	Timothy HOOKINS	AUS	03:24:27.67 01:26:21.63	65+	
149	84	Simon LONGDILL	NZL	03:35:13.81 01:37:07.77	Sen	
	30	Tony KING	AUS		60-64	D.N.F.
	42	Sylvio CARVALHO	BRA		50-54	D.N.F.
	61	Micheal WALKER	AUS		Sen	D.N.F.
	64	Hans STÉN	SWE		55-59	D.N.F.





Overall men results

#	BIB	Name(s)	Nation	Time
65		Bruce DAILEY	USA	40-44 D.N.F.
98		Manoel CARVALHO	BRA	55-59 D.N.F.
100		Cesar VICTOR	BRA	55-59 D.N.F.
101		Antônio LINS	BRA	65+ D.N.F.
102		Jose SOUZA	BRA	60-64 D.N.F.
107		Dennis SIMÕES	BRA	Sen D.N.F.
143		Eddy MARTIN	TAH	Sen D.N.F.
128		Misawa RYOTA	JPN	U23 D.N.F.
12		Hugo LIMA	POR	Sen D.N.S
17		Jefferson SESTARO	BRA	Sen D.N.S









Overall men results

#	BIB	Name(s)	Nation	Time
23		Joshua UTANGA	COK	Sen D.N.S
27		Daniele SCARPA	ITA	50-54 D.N.S
33		Michael DOYLE	IRL	40-44 D.N.S
45		Sven HANSEN	NZL	55-59 D.N.S
56		Jean-Yves CHANSIN	TAH	45-49 D.N.S
63		Colin SIMPKINS	RSA	55-59 D.N.S
80		Jonathan SAVIGNY	TAH	Sen D.N.S
81		Musah ABDALLAH	GHA	Sen D.N.S
82		Neil TAYLOR	NZL	50-54 D.N.S
96		Shane STERRY	AUS	45-49 D.N.S
104		Carlos OLIVEIRA	BRA	Sen D.N.S





Overall men results

#	BIB	Name(s)	Nation	Time
106		Adriano FERREIRA	BRA 	Sen D.N.S
113		Greg BARTON	USA 	55-59 D.N.S
114		Guy GILLILAND	USA 	55-59 D.N.S
132		Ugo RIMBERT	FRA 	U23 D.N.S

178

