


London Organising Committee of the
Olympic Games and Paralympic Games Limited



Official results book
CANOE Slalom
29 July – 2 August





Number of Entries by NOC

Nombre d'inscrits par CNO

As of 27 JUL 2012 / At 14:21

NOC	Men				Women		Total	
	Boats			Competitors	Boats K1	Competitors	Boats	Competitors
	K1	C1	C2					
ARG - Argentina		1		1			1	1
AUS - Australia	1	1	1	3	1	1	4	4
AUT - Austria	1			1	1	1	2	2
BEL - Belgium	1			1			1	1
BRA - Brazil					1	1	1	1
CAN - Canada	1			1			1	1
CHN - People's Republic of China	1	1	1	4	1	1	4	5
COK - Cook Islands					1	1	1	1
CRO - Croatia	1			1			1	1
CZE - Czech Republic	1	1	2	4	1	1	5	5
ESP - Spain	1	1		2	1	1	3	3
FRA - France	1	1	1	4	1	1	4	5
GBR - Great Britain	1	1	2	4	1	1	5	5
GER - Germany	1	1	1	4	1	1	4	5
GRE - Greece		1		1			1	1
IRL - Ireland	1			1	1	1	2	2
ITA - Italy	1	1	1	4	1	1	4	5
JPN - Japan	1	1		2	1	1	3	3
KAZ - Kazakhstan		1		1			1	1
MAR - Morocco					1	1	1	1
NGR - Nigeria	1			1			1	1
NZL - New Zealand	1			1	1	1	2	2
POL - Poland	1	1	1	4	1	1	4	5
RUS - Russian Federation		1	1	3	1	1	3	4
SLO - Slovenia	1	1	1	4	1	1	4	5
SUI - Switzerland	1			1	1	1	2	2
SVK - Slovakia		1	1	3	1	1	3	4
THA - Thailand	1			1			1	1
TOG - Togo	1			1			1	1
USA - United States of America	1	1	1	4	1	1	4	5
Total NOC: 30	22	17	14	62	21	21	74	83

NOTES

Qualified athletes from an NOC in K1 and C1 Men can form a boat for C2 competition

LEGEND

C1 - Canoe Single C2 - Canoe Double K1 - Kayak Single



Competition Officials

Officials de la compétition

As of 24 MAY 2012

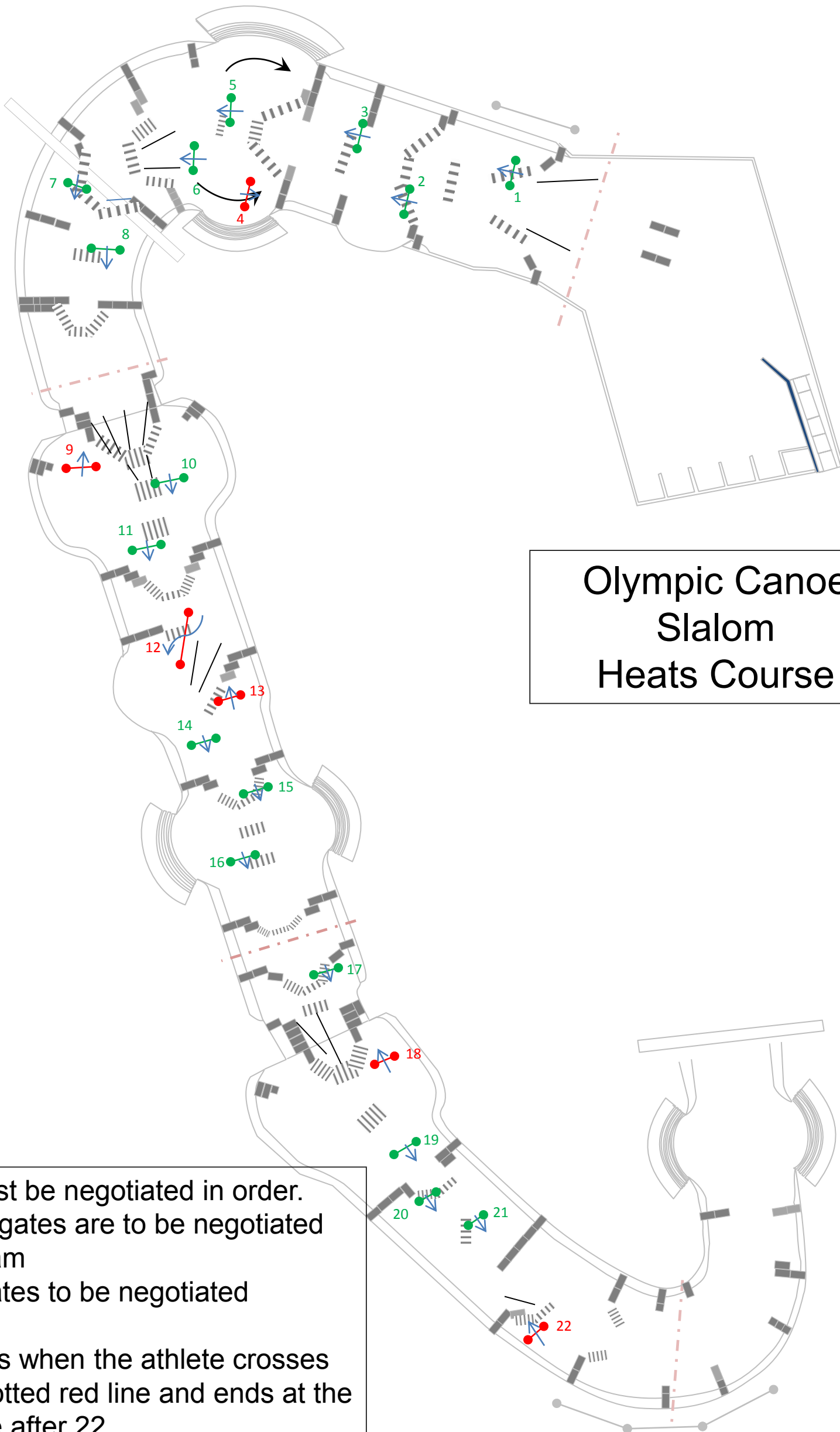
Function	Name	NOC
Jury	BUONFIGLIO Luciano	ITA – Italy
	FOX Richard	AUS – Australia
	OWEN Paul	GBR – Great Britain
	TOMASINI Joao	BRA – Brazil
	VASKUTI István	HUN – Hungary
Technical Delegate	PRONO Jean-Michel	FRA – France
Assistant Chief Judge	NATOLI Sue	AUS – Australia
ICF Course Designer/Video Judge	SCHMIDT Thomas	GER – Germany
	AGULHON Marianne	FRA – France
Video Judge	LOKKEN Eric	USA – United States of America
Gate Judges	BEHS André	BRA – Brazil
	CHIAPORI Marcela	ARG – Argentina
	D'ANGELO Giuseppe	ITA – Italy
	DAWSON Kay	NZL – New Zealand
	FEHLING Birgit	GER – Germany
	FIKE Brian	USA – United States of America
	GAOHANG Xu	CHN – People's Republic of China
	GUSSEV Sergey	KAZ – Kazakhstan
	KALOMPRATSOU Maria	GRE – Greece
	KOPERINA Tatiana	RUS – Russian Federation
	KUDLIK Zbigniew	POL – Poland
	LEE Ting-Ting	TPE – Chinese Taipei
	MCCONNACHIE Leesa	GBR – Great Britain
	PIACEK Jan	SVK – Slovakia
	ROLECKOVA Lenka	CZE – Czech Republic
	WESSELINK Rien	NED – Netherlands
ZOUNGRANA Brigitte	FRA – France	
Start Judge	PARSONS Max	AUS – Australia
Finish Judge	RADZI Datar	MAS – Malaysia
Equipment Controller	BACHE-WIIG Jan	NOR – Norway
Chief of Scoring	VILARRUBLA CORTINA Nuria	ESP – Spain
Gate Keypad Operators	RATCLIFFE Kath	GBR – Great Britain
	SARGENT Kevin	GBR – Great Britain
	SETCHELL Alison	GBR – Great Britain
	SETCHELL Martyn	GBR – Great Britain
	TUFFIN Paul	GBR – Great Britain
	WALKER Jenny	GBR – Great Britain
	WELLS Tracy	GBR – Great Britain



Competition Officials
Officials de la compétition

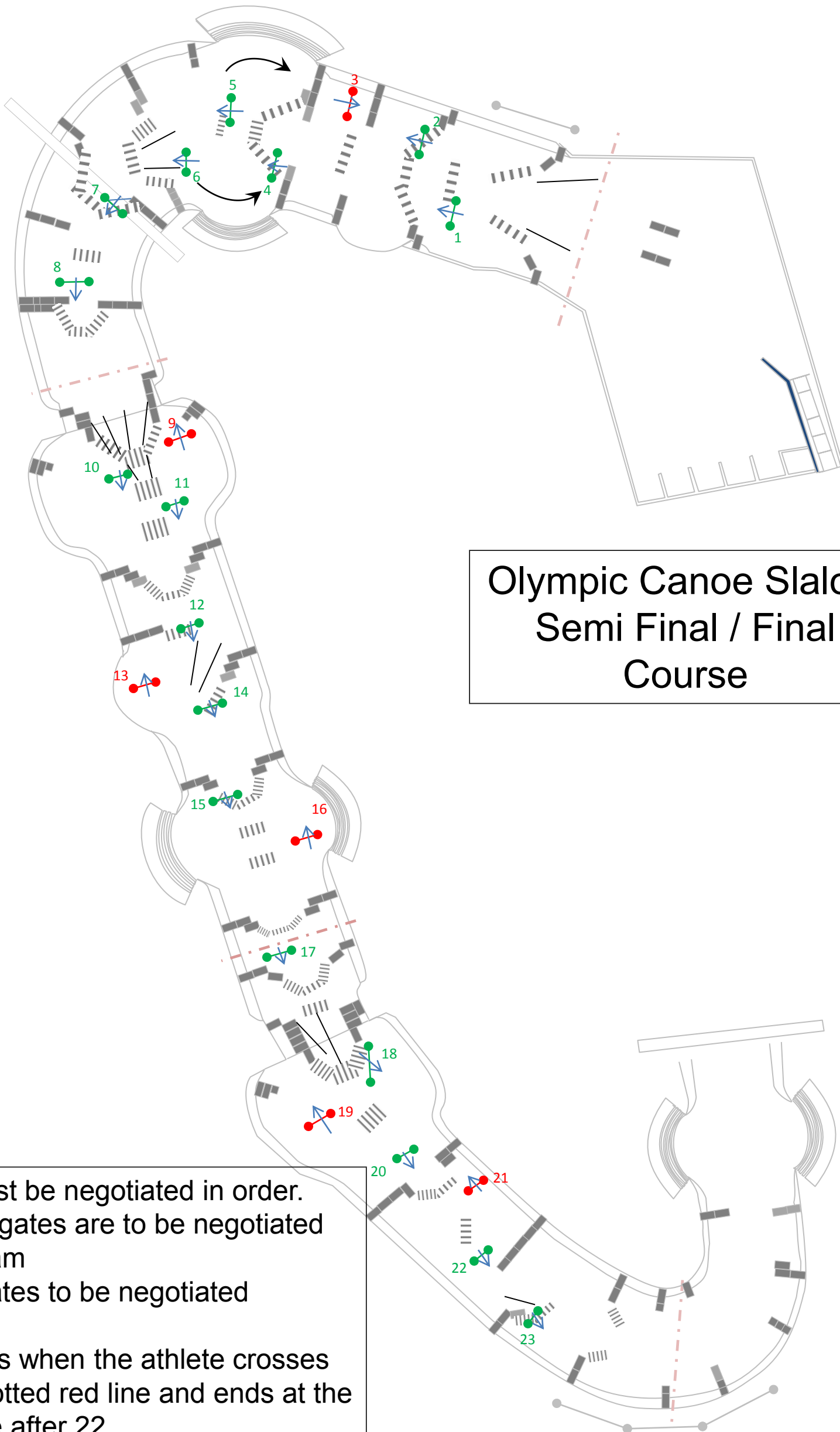
As of 24 MAY 2012

Function	Name	NOC
Pre-Start Controller	GRUDZINSKI Michelle	GBR – Great Britain
Timekeeper – Start	PETTIT Les	GBR – Great Britain
Timekeeper – Finish	BATE Phil	GBR – Great Britain
Assistant Equipment Controller	HOUNSLOW Andy	GBR – Great Britain
Assistant Chief of Scoring	GRUDZINSKI Andy	GBR – Great Britain





Olympic Canoe Slalom Heats Course

Gates must be negotiated in order.
 ●▼ Green gates are to be negotiated downstream
 ●▲ Red gates to be negotiated upstream
 Time starts when the athlete crosses the first dotted red line and ends at the dotted line after 22



Olympic Canoe Slalom
Semi Final / Final
Course

Gates must be negotiated in order.
 Green gates are to be negotiated downstream
 Red gates to be negotiated upstream
 Time starts when the athlete crosses the first dotted red line and ends at the dotted line after 22



Results List

Liste des résultats

Rk	Bib No	Name	NOC Code	1 st Run				2 nd Run				Best	
				Time	Pen. Sec.	Total Time	Rk	Time	Pen. Sec.	Total Time	Rk	Time	Behind
1	3	MARTIKAN Michal	SVK	89.46	50	139.46	16	90.56	0	90.56	1	90.56	0.00
2	9	SAVSEK Benjamin	SLO	90.83	0	90.83	1	93.42	110	203.42	15	90.83	+ 0.27
3	8	HANEDA Takuya	JPN	95.13	6	101.13	12	92.72	0	92.72	2	92.72	+ 2.16
4	5	TASIADIS Sideris	GER	92.12	4	96.12	7	90.83	2	92.83	3	92.83	+ 2.27
5	1	FLORENCE David	GBR	97.60	4	101.60	13	93.04	0	93.04	4	93.04	+ 2.48
6	6	ELOSEGI Ander	ESP	93.24	0	93.24	=2	90.60	6	96.60	8	93.24	+ 2.68
7	2	ESTANGUET Tony	FRA	89.24	4	93.24	=2	95.20	4	99.20	10	93.24	+ 2.68
8	12	KILJANEK Grzegorz	POL	99.03	2	101.03	11	93.50	0	93.50	5	93.50	+ 2.94
9	4	JEZEK Stanislav	CZE	92.09	2	94.09	4	102.82	104	206.82	16	94.09	+ 3.53
10	11	LIPATOV Aleksandr	RUS	96.13	0	96.13	8	93.51	2	95.51	6	95.51	+ 4.95
11	7	TENG Zhiqiang	CHN	95.68	0	95.68	5	94.06	2	96.06	7	95.68	+ 5.12
12	15	MALEY Kynan	AUS	94.07	2	96.07	6	92.68	4	96.68	9	96.07	+ 5.51
13	14	CIPRESSI Stefano	ITA	96.40	0	96.40	9	95.74	4	99.74	11	96.40	+ 5.84
14	13	EICHFELD Casey	USA	95.04	2	97.04	10	98.02	4	102.02	12	97.04	+ 6.48
15	10	TSAKMAKIS Christos	GRE	111.79	54	165.79	17	101.22	4	105.22	13	105.22	+ 14.66
16	16	ROSSI Sebastian	ARG	101.41	8	109.41	14	103.52	4	107.52	14	107.52	+ 16.96
17	17	VERGOYAZOV Rafail	KAZ	117.49	8	125.49	15	119.23	106	225.23	17	125.49	+ 34.93

Progression System: 1 to 12 to semi-final, rest out



Race Analysis

Analyse de l'épreuve - éliminatoires

Rk.	Bib No	Name	NOC Code	Phase Total																							
				Pen. Sec.	Run Time																						
Start Order	Run	Rk	1	2	3	4	5	6	7	8	9	10	11	12	13	14	15	16	17	18	19	20	21	22	Run Total		
											Split Time 1												Split Time 2				
1	3	MARTIKAN Michal	SVK		90.56																						
15	R1	16	-	-	-	-	-	-	-	-	-	-	50	-	-	-	-	-	-	-	-	-	-	-	50	89.46	139.46
											Split Time 1:	25.79												Split Time 2:	59.52		
15	R2	1	-	-	-	-	-	-	-	-	-	-	-	-	-	-	-	-	-	-	-	-	-	-	0	90.56	90.56
											Split Time 1:	25.08												Split Time 2:	60.59		
2	9	SAVSEK Benjamin	SLO		90.83																						
9	R1	1	-	-	-	-	-	-	-	-	-	-	-	-	-	-	-	-	-	-	-	-	-	-	0	90.83	90.83
											Split Time 1:	25.12												Split Time 2:	60.81		
9	R2	15	-	-	-	2	-	-	-	-	2	-	-	2	-	-	-	-	2	-	50	-	50	2	110	93.42	203.42
											Split Time 1:	24.03												Split Time 2:	59.74		
3	8	HANEDA Takuya	JPN		92.72																						
10	R1	12	-	-	-	2	-	2	-	-	-	-	-	-	-	-	-	-	-	-	2	-	-	-	6	95.13	101.13
											Split Time 1:	26.57												Split Time 2:	63.93		
10	R2	2	-	-	-	-	-	-	-	-	-	-	-	-	-	-	-	-	-	-	-	-	-	-	0	92.72	92.72
											Split Time 1:	24.57												Split Time 2:	60.02		
4	5	TASIADIS Sideris	GER		92.83																						
13	R1	7	-	-	-	-	-	-	-	-	-	-	2	-	-	-	-	2	-	-	-	-	-	-	4	92.12	96.12
											Split Time 1:	24.92												Split Time 2:	59.87		
13	R2	3	-	-	-	-	-	-	-	-	-	-	2	-	-	-	-	-	-	-	-	-	-	-	2	90.83	92.83
											Split Time 1:	25.58												Split Time 2:	61.03		
5	1	FLORENCE David	GBR		93.04																						
17	R1	13	-	2	-	-	-	-	-	-	-	-	-	2	-	-	-	-	-	-	-	-	-	-	4	97.60	101.60
											Split Time 1:	26.72												Split Time 2:	66.55		
17	R2	4	-	-	-	-	-	-	-	-	-	-	-	-	-	-	-	-	-	-	-	-	-	-	0	93.04	93.04
											Split Time 1:	25.61												Split Time 2:	60.59		
6	6	ELOSEGI Ander	ESP		93.24																						
12	R1	2	-	-	-	-	-	-	-	-	-	-	-	-	-	-	-	-	-	-	-	-	-	-	0	93.24	93.24
											Split Time 1:	24.63												Split Time 2:	60.27		
12	R2	8	-	-	2	-	-	2	-	-	-	-	-	2	-	-	-	-	-	-	-	-	-	-	6	90.60	96.60
											Split Time 1:	26.11												Split Time 2:	61.07		
7	2	ESTANGUET Tony	FRA		93.24																						
16	R1	2	-	-	-	2	-	-	-	-	-	-	2	-	-	-	-	-	-	-	-	-	-	-	4	89.24	93.24
											Split Time 1:	24.94												Split Time 2:	59.42		
16	R2	10	-	-	-	-	-	-	-	-	-	-	2	-	-	-	-	-	-	-	-	-	-	2	4	95.20	99.20
											Split Time 1:	25.19												Split Time 2:	64.52		



Race Analysis

Analyse de l'épreuve - éliminatoires

Rk.	Bib No	Name	NOC Code	Phase Total																							
				Pen. Sec.	Run Time																						
Start Order	Run	Rk	1	2	3	4	5	6	7	8	9	10	11	12	13	14	15	16	17	18	19	20	21	22	Run Total		
											Split Time 1 ↑													Split Time 2 ↑			
8	12	KILJANEK Grzegorz	POL		93.50																						
6	R1	11	-	-	-	-	-	-	-	-	-	-	-	2	-	-	-	-	-	-	-	-	-	-	2	99.03	101.03
											Split Time 1: 24.79													Split Time 2: 65.59			
6	R2	5	-	-	-	-	-	-	-	-	-	-	-	-	-	-	-	-	-	-	-	-	-	-	0	93.50	93.50
											Split Time 1: 26.03													Split Time 2: 62.25			
9	4	JEZEK Stanislav	CZE		94.09																						
14	R1	4	-	-	-	-	-	-	-	-	-	-	-	-	-	-	-	-	-	-	2	-	-	-	2	92.09	94.09
											Split Time 1: 25.37													Split Time 2: 59.23			
14	R2	16	-	-	2	-	-	-	-	-	50	-	-	-	-	-	-	-	-	-	2	-	50	-	104	102.82	206.82
											Split Time 1: 27.70													Split Time 2: 65.39			
10	11	LIPATOV Aleksandr	RUS		95.51																						
7	R1	8	-	-	-	-	-	-	-	-	-	-	-	-	-	-	-	-	-	-	-	-	-	-	0	96.13	96.13
											Split Time 1: 26.63													Split Time 2: 64.01			
7	R2	6	-	-	-	-	-	-	-	-	-	-	-	2	-	-	-	-	-	-	-	-	-	-	2	93.51	95.51
											Split Time 1: 25.66													Split Time 2: 61.93			
11	7	TENG Zhiqiang	CHN		95.68																						
11	R1	5	-	-	-	-	-	-	-	-	-	-	-	-	-	-	-	-	-	-	-	-	-	-	0	95.68	95.68
											Split Time 1: 28.62													Split Time 2: 65.51			
11	R2	7	-	-	-	-	-	-	2	-	-	-	-	-	-	-	-	-	-	-	-	-	-	-	2	94.06	96.06
											Split Time 1: 25.91													Split Time 2: 62.67			
12	15	MALEY Kynan	AUS		96.07																						
3	R1	6	-	-	-	-	-	-	-	2	-	-	-	-	-	-	-	-	-	-	-	-	-	-	2	94.07	96.07
											Split Time 1: 26.05													Split Time 2: 63.15			
3	R2	9	-	-	-	-	-	-	-	-	-	-	-	-	-	-	-	-	2	-	-	-	-	2	4	92.68	96.68
											Split Time 1: 24.40													Split Time 2: 61.81			
13	14	CIPRESSI Stefano	ITA		96.40																						
4	R1	9	-	-	-	-	-	-	-	-	-	-	-	-	-	-	-	-	-	-	-	-	-	-	0	96.40	96.40
											Split Time 1: 27.35													Split Time 2: 64.05			
4	R2	11	-	-	2	-	-	-	-	-	-	-	-	-	-	-	2	-	-	-	-	-	-	-	4	95.74	99.74
											Split Time 1: 27.62													Split Time 2: 63.91			
14	13	EICHFELD Casey	USA		97.04																						
5	R1	10	-	-	-	-	-	-	-	-	-	-	2	-	-	-	-	-	-	-	-	-	-	-	2	95.04	97.04
											Split Time 1: 27.67													Split Time 2: 62.86			
5	R2	12	-	-	-	2	-	-	-	-	-	-	-	-	-	-	-	-	-	-	-	-	-	2	4	98.02	102.02
											Split Time 1: 26.88													Split Time 2: 65.60			



Race Analysis

Analyse de l'épreuve - éliminatoires

Rk.	Bib No	Name	NOC Code	Phase																								
				Pen. Sec.	Run Time																							
Start Order	Run	Rk	1	2	3	4	5	6	7	8	9	10	11	12	13	14	15	16	17	18	19	20	21	22	Run Total			
											Split Time 1	↑												Split Time 2	↑			
15	10	TSAKMAKIS Christos	GRE																									105.22
	8	R1 17		-	-	-	-	-	-	-	-	-	-	-	50	-	-	2	-	2	-	-	-	-	-	54	111.79	165.79
											Split Time 1: 25.78					Split Time 2: 72.92												
	8	R2 13		-	-	-	2	-	-	-	-	-	-	-	2	-	-	-	-	-	-	-	-	-	-	4	101.22	105.22
											Split Time 1: 31.69					Split Time 2: 70.55												
16	16	ROSSI Sebastian	ARG																									107.52
	2	R1 14		-	-	-	2	-	-	-	-	-	-	-	2	-	-	-	-	-	-	2	-	-	-	8	101.41	109.41
											Split Time 1: 26.09					Split Time 2: 66.02												
	2	R2 14		-	-	2	2	-	-	-	-	-	-	-	-	-	-	-	-	-	-	-	-	-	-	4	103.52	107.52
											Split Time 1: 29.94					Split Time 2: 67.44												
17	17	VERGOYAZOV Rafail	KAZ																									125.49
	1	R1 15		-	-	2	-	-	-	-	-	-	-	-	2	-	-	-	-	-	-	2	2	-	-	8	117.49	125.49
											Split Time 1: 30.21					Split Time 2: 69.81												
	1	R2 17		-	-	-	2	-	-	-	-	2	-	-	2	-	-	-	-	-	-	-	50	50	-	106	119.23	225.23
											Split Time 1: 29.51					Split Time 2: 76.21												

Gate Summary	1	2	3	4	5	6	7	8	9	10	11	12	13	14	15	16	17	18	19	20	21	22
Touched	0	1	5	8	0	2	1	0	3	0	0	10	4	0	2	0	4	1	4	1	1	4
Missed	0	0	0	0	0	0	0	0	1	0	0	2	0	0	0	0	0	0	1	1	3	0

LEGEND		Pen. Sec.	Penalty seconds	R1	1st run
No	Number	Rk	Rank		
R2	2nd Run				



Result List

Liste des résultats

Rank	Bib No	Name	NOC Code	Time	Penalty Seconds	Total Time	Behind
1	5	TASIADIS Sideris	GER	98.94	0	98.94	0.00
2	9	SAVSEK Benjamin	SLO	99.92	0	99.92	+ 0.98
3	2	ESTANGUET Tony	FRA	101.67	0	101.67	+ 2.73
4	6	ELOSEGI Ander	ESP	102.04	2	104.04	+ 5.10
4	3	MARTIKAN Michal	SVK	102.04	2	104.04	+ 5.10
6	8	HANEDA Takuya	JPN	104.16	0	104.16	+ 5.22
7	4	JEZEK Stanislav	CZE	100.37	4	104.37	+ 5.43
8	15	MALEY Kynan	AUS	103.49	2	105.49	+ 6.55
9	12	KILJANEK Grzegorz	POL	102.14	4	106.14	+ 7.20
10	1	FLORENCE David	GBR	104.16	2	106.16	+ 7.22
11	11	LIPATOV Aleksandr	RUS	105.49	2	107.49	+ 8.55
12	7	TENG Zhiqiang	CHN	107.53	0	107.53	+ 8.59

Progression System: 1 to 8 to final, rest out

LEGEND

No Number



Race Analysis

Analyse de l'épreuve

Rk.	Bib No	Name	NOC Code																							Result		
			1	2	3	4	5	6	7	8	9	10	11	12	13	14	15	16	17	18	19	20	21	22	23	Pen. Sec.	Run Time	Run Total
			Split Time 1 ↑								Split Time 2 ↑																	
1	5	TASIADIS Sideris	GER																									98.94
	9		-	-	-	-	-	-	-	-	-	-	-	-	-	-	-	-	-	-	-	-	-	-	-	0	98.94	98.94
		Split Time 1:	25.43								Split Time 2:															65.31		
2	9	SAVSEK Benjamin	SLO																									99.92
	11		-	-	-	-	-	-	-	-	-	-	-	-	-	-	-	-	-	-	-	-	-	-	0	99.92	99.92	
		Split Time 1:	25.38								Split Time 2:															64.84		
3	2	ESTANGUET Tony	FRA																									101.67
	6		-	-	-	-	-	-	-	-	-	-	-	-	-	-	-	-	-	-	-	-	-	-	0	101.67	101.67	
		Split Time 1:	25.34								Split Time 2:															65.98		
4	6	ELOSEGI Ander	ESP																									104.04
	7		-	-	-	-	-	-	-	2	-	-	-	-	-	-	-	-	-	-	-	-	-	-	2	102.04	104.04	
		Split Time 1:	26.41								Split Time 2:															67.78		
4	3	MARTIKAN Michal	SVK																									104.04
	12		2	-	-	-	-	-	-	-	-	-	-	-	-	-	-	-	-	-	-	-	-	-	2	102.04	104.04	
		Split Time 1:	26.61								Split Time 2:															66.92		
6	8	HANEDA Takuya	JPN																									104.16
	10		-	-	-	-	-	-	-	-	-	-	-	-	-	-	-	-	-	-	-	-	-	-	0	104.16	104.16	
		Split Time 1:	26.40								Split Time 2:															66.95		
7	4	JEZEK Stanislav	CZE																									104.37
	4		-	-	-	-	2	-	-	-	-	-	-	-	-	-	-	-	-	2	-	-	-	-	4	100.37	104.37	
		Split Time 1:	25.53								Split Time 2:															65.22		
8	15	MALEY Kyran	AUS																									105.49
	1		2	-	-	-	-	-	-	-	-	-	-	-	-	-	-	-	-	-	-	-	-	-	2	103.49	105.49	
		Split Time 1:	25.35								Split Time 2:															67.63		
9	12	KILJANEK Grzegorz	POL																									106.14
	5		-	-	-	-	2	-	-	-	-	-	-	-	-	-	-	-	-	2	-	-	-	-	4	102.14	106.14	
		Split Time 1:	25.59								Split Time 2:															67.47		
10	1	FLORENCE David	GBR																									106.16
	8		-	-	-	-	-	-	-	-	-	-	-	-	-	-	-	-	2	-	-	-	-	-	2	104.16	106.16	
		Split Time 1:	24.64								Split Time 2:															68.10		



Race Analysis

Analyse de l'épreuve

Rk.	Bib No	Name	Gates																				NOC Code	Result					
			1	2	3	4	5	6	7	8	9	10	11	12	13	14	15	16	17	18	19	20		21	22	23	Pen. Sec.	Run Time	Run Total
			Split Time 1 ↑								Split Time 2 ↑																		
11	11	LIPATOV Aleksandr																					RUS			107.49			
	3		-	-	-	-	-	-	-	-	-	-	-	-	-	-	-	-	-	2	-	-	-	-	-	2	105.49	107.49	
		Split Time 1:	25.48								Split Time 2:								68.49										
12	7	TENG Zhiqiang																					CHN			107.53			
	2		-	-	-	-	-	-	-	-	-	-	-	-	-	-	-	-	-	-	-	-	-	-	-	0	107.53	107.53	
		Split Time 1:	25.49								Split Time 2:								70.21										

Gate Summary

Touched

Missed

1	2	3	4	5	6	7	8	9	10	11	12	13	14	15	16	17	18	19	20	21	22	23
2	0	0	0	2	0	0	0	1	0	0	0	0	0	0	0	0	3	1	0	0	0	0
0	0	0	0	0	0	0	0	0	0	0	0	0	0	0	0	0	0	0	0	0	0	0

LEGEND

No Number Pen. Sec. Penalty seconds Rk Rank



Result List

Liste des résultats

Rank	Bib No	Name	NOC Code	Time	Penalty Seconds	Total Time	Behind
1	2	ESTANGUET Tony	FRA	97.06	0	97.06	0.00
2	5	TASIADIS Sideris	GER	98.09	0	98.09	+ 1.03
3	3	MARTIKAN Michal	SVK	98.31	0	98.31	+ 1.25
4	6	ELOSEGI Ander	ESP	102.61	0	102.61	+ 5.55
5	4	JEZEK Stanislav	CZE	103.73	2	105.73	+ 8.67
6	15	MALEY Kynan	AUS	107.08	0	107.08	+ 10.02
7	8	HANEDA Takuya	JPN	108.62	2	110.62	+ 13.56
8	9	SAVSEK Benjamin	SLO	111.95	108	219.95	+122.89

LEGEND

No Number



Race Analysis

Analyse de l'épreuve

Rk.	Bib No	Name	NOC Code	Result		
				Pen. Sec.	Run Time	Run Total
	Start Order	1 2 3 4 5 6 7 8 9 10 11 12 13 14 15 16 17 18 19 20 21 22 23				
		Split Time 1 ↑		Split Time 2 ↑		
1	2	ESTANGUET Tony	FRA			97.06
	6	- -		0	97.06	97.06
		Split Time 1: 24.20		Split Time 2: 62.39		
2	5	TASIADIS Sideris	GER			98.09
	8	- -		0	98.09	98.09
		Split Time 1: 24.82		Split Time 2: 64.40		
3	3	MARTIKAN Michal	SVK			98.31
	5	- -		0	98.31	98.31
		Split Time 1: 24.61		Split Time 2: 64.14		
4	6	ELOSEGI Ander	ESP			102.61
	4	- -		0	102.61	102.61
		Split Time 1: 24.53		Split Time 2: 66.52		
5	4	JEZEK Stanislav	CZE			105.73
	2	- - - - - - - - - - - - - 2 - - - - - - - - - - - - -		2	103.73	105.73
		Split Time 1: 25.74		Split Time 2: 69.43		
6	15	MALEY Kynan	AUS			107.08
	1	- -		0	107.08	107.08
		Split Time 1: 26.11		Split Time 2: 69.17		
7	8	HANEDA Takuya	JPN			110.62
	3	- - - - - - - - - - - 2 - - - - - - - - - - - - - -		2	108.62	110.62
		Split Time 1: 26.28		Split Time 2: 70.82		
8	9	SAVSEK Benjamin	SLO			219.95
	7	- - 2 - - - - - 2 50 - 50 2 - - - - - 2 - - - - - - -		108	111.95	219.95
		Split Time 1: 24.73		Split Time 2: 75.46		

Gate Summary	1	2	3	4	5	6	7	8	9	10	11	12	13	14	15	16	17	18	19	20	21	22	23
Touched	0	0	1	0	0	0	0	0	1	1	0	0	2	0	0	0	0	1	0	0	0	0	0
Missed	0	0	0	0	0	0	0	0	0	1	0	1	0	0	0	0	0	0	0	0	0	0	0

LEGEND			
No	Number	Pen. Sec.	Rank
		Penalty seconds	
			Rk Rank



Result List

Liste des résultats

Rk	Bib No	Name	NOC Code	1 st Run				2 nd Run				Best	
				Time	Pen. Sec.	Total Time	Rk	Time	Pen. Sec.	Total Time	Rk	Time	Behind
1	4	AIGNER Hannes	GER	90.56	2	92.56	11	83.49	0	83.49	1	83.49	0.00
2	6	HERNANZ Samuel	ESP	87.07	0	87.07	1	89.25	2	91.25	12	87.07	+ 3.58
3	5	HRADILEK Vavrinec	CZE	87.44	0	87.44	2	87.66	0	87.66	2	87.44	+ 3.95
4	14	DOBY Mathieu	BEL	90.74	2	92.74	12	87.92	0	87.92	3	87.92	+ 4.43
5	1	KAUZER Peter	SLO	88.98	2	90.98	9	88.10	0	88.10	4	88.10	+ 4.61
6	8	KURT Mike	SUI	88.14	0	88.14	3	84.48	4	88.48	5	88.14	+ 4.65
7	7	POLACZYK Mateusz	POL	86.51	2	88.51	4	86.60	2	88.60	7	88.51	+ 5.02
8	13	DAWSON Mike	NZL	86.90	4	90.90	8	88.58	0	88.58	6	88.58	+ 5.09
9	3	MOLMENTI Daniele	ITA	89.40	2	91.40	10	86.68	2	88.68	8	88.68	+ 5.19
10	9	OBLINGER Helmut	AUT	88.81	0	88.81	5	90.66	2	92.66	14	88.81	+ 5.32
11	11	HOUNSLOW Richard	GBR	90.40	4	94.40	=14	89.12	0	89.12	9	89.12	+ 5.63
12	16	RHEINISCH Eoin	IRL	89.97	0	89.97	6	90.72	0	90.72	11	89.97	+ 6.48
13	2	DAILLE Etienne	FRA	90.12	0	90.12	7	89.73	152	241.73	22	90.12	+ 6.63
14	18	BOUKPETI Benjamin	TOG	91.28	4	95.28	17	90.52	0	90.52	10	90.52	+ 7.03
15	17	YAZAWA Kazuki	JPN	94.66	2	96.66	18	92.57	0	92.57	13	92.57	+ 9.08
16	12	PARSONS Scott	USA	92.16	2	94.16	13	89.72	52	141.72	19	94.16	+ 10.67
17	19	HUANG Cunguang	CHN	94.40	0	94.40	=14	90.54	4	94.54	15	94.40	+ 10.91
18	10	DRAPER Warwick	AUS	93.20	2	95.20	16	93.08	2	95.08	16	95.08	+ 11.59
19	20	HUSSLEIN Hermann	THA	96.67	4	100.67	19	91.11	4	95.11	17	95.11	+ 11.62
20	21	TAYLER Michael	CAN	101.89	54	155.89	21	95.64	2	97.64	18	97.64	+ 14.15
21	22	AKINYEMI Jonathan	NGR	96.70	8	104.70	20	94.95	52	146.95	21	104.70	+ 21.21
22	15	MULIC Dinko	CRO	91.58	202	293.58	22	91.28	52	143.28	20	143.28	+ 59.79

Progression System: 1 to 15 to semi-final, rest out



Race Analysis

Analyse de l'épreuve - éliminatoires

Rk.	Bib No	Name	NOC Code	Phase Total																							
				Pen. Sec.	Run Time																						
Start Order	Run	Rk	1	2	3	4	5	6	7	8	9	10	11	12	13	14	15	16	17	18	19	20	21	22	Run Total		
											Split Time 1 ↑													Split Time 2 ↑			
1	4	AIGNER Hannes	GER																						83.49		
19	R1	11	-	-	2	-	-	-	-	-	-	-	-	-	-	-	-	-	-	-	-	-	-	-	2	90.56	92.56
											Split Time 1: 25.98													Split Time 2: 60.71			
19	R2	1	-	-	-	-	-	-	-	-	-	-	-	-	-	-	-	-	-	-	-	-	-	-	0	83.49	83.49
											Split Time 1: 24.16													Split Time 2: 55.12			
2	6	HERNANZ Samuel	ESP																						87.07		
17	R1	1	-	-	-	-	-	-	-	-	-	-	-	-	-	-	-	-	-	-	-	-	-	-	0	87.07	87.07
											Split Time 1: 23.47													Split Time 2: 57.68			
17	R2	12	-	-	-	-	-	-	-	-	-	-	-	-	2	-	-	-	-	-	-	-	-	-	2	89.25	91.25
											Split Time 1: 24.02													Split Time 2: 59.90			
3	5	HRADILEK Vavrinec	CZE																						87.44		
18	R1	2	-	-	-	-	-	-	-	-	-	-	-	-	-	-	-	-	-	-	-	-	-	-	0	87.44	87.44
											Split Time 1: 24.26													Split Time 2: 56.80			
18	R2	2	-	-	-	-	-	-	-	-	-	-	-	-	-	-	-	-	-	-	-	-	-	-	0	87.66	87.66
											Split Time 1: 23.05													Split Time 2: 55.91			
4	14	DOBY Mathieu	BEL																						87.92		
9	R1	12	-	-	-	-	-	-	-	-	-	-	-	-	-	-	-	-	-	-	-	-	-	2	2	90.74	92.74
											Split Time 1: 24.14													Split Time 2: 60.90			
9	R2	3	-	-	-	-	-	-	-	-	-	-	-	-	-	-	-	-	-	-	-	-	-	-	0	87.92	87.92
											Split Time 1: 23.11													Split Time 2: 58.70			
5	1	KAUZER Peter	SLO																						88.10		
22	R1	9	-	-	-	-	-	-	-	-	-	-	2	-	-	-	-	-	-	-	-	-	-	-	2	88.98	90.98
											Split Time 1: 24.81													Split Time 2: 59.22			
22	R2	4	-	-	-	-	-	-	-	-	-	-	-	-	-	-	-	-	-	-	-	-	-	-	0	88.10	88.10
											Split Time 1: 23.34													Split Time 2: 58.39			
6	8	KURT Mike	SUI																						88.14		
15	R1	3	-	-	-	-	-	-	-	-	-	-	-	-	-	-	-	-	-	-	-	-	-	-	0	88.14	88.14
											Split Time 1: 24.23													Split Time 2: 58.15			
15	R2	5	-	-	-	-	-	2	2	-	-	-	-	-	-	-	-	-	-	-	-	-	-	-	4	84.48	88.48
											Split Time 1: 23.30													Split Time 2: 55.74			
7	7	POLACZYK Mateusz	POL																						88.51		
16	R1	4	-	-	-	-	-	-	-	2	-	-	-	-	-	-	-	-	-	-	-	-	-	-	2	86.51	88.51
											Split Time 1: 23.31													Split Time 2: 57.81			
16	R2	7	-	-	-	-	-	-	-	-	-	-	-	-	-	2	-	-	-	-	-	-	-	-	2	86.60	88.60
											Split Time 1: 22.80													Split Time 2: 56.35			



Race Analysis

Analyse de l'épreuve - éliminatoires

Rk.	Bib No	Name	NOC Code	Phase Total																							
				Pen. Sec.	Run Time																						
Start Order	Run	Rk	1	2	3	4	5	6	7	8	9	10	11	12	13	14	15	16	17	18	19	20	21	22	Run Total		
											Split Time 1												Split Time 2				
8	13	DAWSON Mike	NZL		88.58																						
10	R1	8	-	2	-	-	2	-	-	-	-	-	-	-	-	-	-	-	-	-	-	-	-	-	4	86.90	90.90
											Split Time 1:	24.22												Split Time 2:	57.03		
10	R2	6	-	-	-	-	-	-	-	-	-	-	-	-	-	-	-	-	-	-	-	-	-	-	0	88.58	88.58
											Split Time 1:	24.75												Split Time 2:	58.51		
9	3	MOLMENTI Daniele	ITA		88.68																						
20	R1	10	-	-	-	-	2	-	-	-	-	-	-	-	-	-	-	-	-	-	-	-	-	-	2	89.40	91.40
											Split Time 1:	24.79												Split Time 2:	59.80		
20	R2	8	-	-	-	-	-	-	-	-	-	-	-	-	-	-	-	-	-	-	-	2	-	-	2	86.68	88.68
											Split Time 1:	23.27												Split Time 2:	58.15		
10	9	OBLINGER Helmut	AUT		88.81																						
14	R1	5	-	-	-	-	-	-	-	-	-	-	-	-	-	-	-	-	-	-	-	-	-	-	0	88.81	88.81
											Split Time 1:	24.47												Split Time 2:	59.34		
14	R2	14	-	-	-	-	-	-	-	-	-	-	-	-	-	-	-	-	-	-	-	2	-	-	2	90.66	92.66
											Split Time 1:	25.31												Split Time 2:	60.38		
11	11	HOUNSLOW Richard	GBR		89.12																						
12	R1	14	-	-	-	-	-	-	-	-	-	-	-	2	-	-	-	-	-	-	-	2	-	-	4	90.40	94.40
											Split Time 1:	24.67												Split Time 2:	60.32		
12	R2	9	-	-	-	-	-	-	-	-	-	-	-	-	-	-	-	-	-	-	-	-	-	-	0	89.12	89.12
											Split Time 1:	24.22												Split Time 2:	58.43		
12	16	RHEINISCH Eoin	IRL		89.97																						
7	R1	6	-	-	-	-	-	-	-	-	-	-	-	-	-	-	-	-	-	-	-	-	-	-	0	89.97	89.97
											Split Time 1:	24.23												Split Time 2:	59.91		
7	R2	11	-	-	-	-	-	-	-	-	-	-	-	-	-	-	-	-	-	-	-	-	-	-	0	90.72	90.72
											Split Time 1:	25.05												Split Time 2:	60.83		
13	2	DAILLE Etienne	FRA		90.12																						
21	R1	7	-	-	-	-	-	-	-	-	-	-	-	-	-	-	-	-	-	-	-	-	-	-	0	90.12	90.12
											Split Time 1:	25.20												Split Time 2:	60.26		
21	R2	22	-	-	-	-	-	-	-	50	-	-	-	-	-	-	-	-	-	50	2	50	-	-	152	89.73	241.73
											Split Time 1:	24.78												Split Time 2:	58.95		
14	18	BOUKPETI Benjamin	TOG		90.52																						
5	R1	17	-	-	2	-	-	-	-	-	-	-	-	-	-	-	2	-	-	-	-	-	-	-	4	91.28	95.28
											Split Time 1:	23.68												Split Time 2:	59.59		
5	R2	10	-	-	-	-	-	-	-	-	-	-	-	-	-	-	-	-	-	-	-	-	-	-	0	90.52	90.52
											Split Time 1:	23.92												Split Time 2:	60.71		



Race Analysis

Analyse de l'épreuve - éliminatoires

Rk.	Bib No	Name	NOC Code	Phase Total																								
				Pen. Sec.	Run Time																							
Start Order	Run	Rk	1	2	3	4	5	6	7	8	9	10	11	12	13	14	15	16	17	18	19	20	21	22	Run Total			
											Split Time 1 ↑													Split Time 2 ↑				
15	17	YAZAWA Kazuki	JPN		92.57																							
6	R1	18	-	-	-	-	-	-	-	-	-	-	-	-	-	-	-	-	-	-	-	-	2	-	-	2	94.66	96.66
											Split Time 1: 27.40													Split Time 2: 64.18				
6	R2	13	-	-	-	-	-	-	-	-	-	-	-	-	-	-	-	-	-	-	-	-	-	-	-	0	92.57	92.57
											Split Time 1: 25.14													Split Time 2: 61.08				
16	12	PARSONS Scott	USA		94.16																							
11	R1	13	-	-	-	-	-	-	-	-	-	-	2	-	-	-	-	-	-	-	-	-	-	-	-	2	92.16	94.16
											Split Time 1: 25.54													Split Time 2: 61.78				
11	R2	19	-	-	-	2	-	-	-	50	-	-	-	-	-	-	-	-	-	-	-	-	-	-	-	52	89.72	141.72
											Split Time 1: 24.54													Split Time 2: 60.49				
17	19	HUANG Cunguang	CHN		94.40																							
4	R1	14	-	-	-	-	-	-	-	-	-	-	-	-	-	-	-	-	-	-	-	-	-	-	-	0	94.40	94.40
											Split Time 1: 26.29													Split Time 2: 63.98				
4	R2	15	-	-	-	-	-	-	-	-	-	-	2	-	-	-	-	-	-	-	-	-	-	-	2	4	90.54	94.54
											Split Time 1: 25.49													Split Time 2: 60.81				
18	10	DRAPER Warwick	AUS		95.08																							
13	R1	16	-	-	-	-	-	-	-	-	-	-	-	-	-	-	-	-	-	-	-	-	2	-	-	2	93.20	95.20
											Split Time 1: 25.99													Split Time 2: 61.59				
13	R2	16	-	-	-	-	-	-	-	-	-	-	-	-	-	-	-	2	-	-	-	-	-	-	-	2	93.08	95.08
											Split Time 1: 24.91													Split Time 2: 62.63				
19	20	HUSSLEIN Hermann	THA		95.11																							
3	R1	19	-	-	-	-	-	-	-	-	-	-	2	-	-	-	-	-	-	-	-	-	-	-	2	4	96.67	100.67
											Split Time 1: 25.51													Split Time 2: 64.85				
3	R2	17	-	-	-	-	-	-	-	2	-	-	-	-	-	-	-	-	-	2	-	-	-	-	-	4	91.11	95.11
											Split Time 1: 24.89													Split Time 2: 60.08				
20	21	TAYLER Michael	CAN		97.64																							
2	R1	21	-	-	-	-	-	-	2	-	-	-	50	-	-	-	-	-	-	-	2	-	-	-	-	54	101.89	155.89
											Split Time 1: 27.67													Split Time 2: 66.64				
2	R2	18	-	-	-	-	-	-	-	2	-	-	-	-	-	-	-	-	-	-	-	-	-	-	-	2	95.64	97.64
											Split Time 1: 25.36													Split Time 2: 64.80				
21	22	AKINYEMI Jonathan	NGR		104.70																							
1	R1	20	-	-	-	2	-	-	-	-	-	-	-	-	-	-	-	2	-	-	2	2	-	-	-	8	96.70	104.70
											Split Time 1: 24.77													Split Time 2: 63.48				
1	R2	21	-	-	-	-	-	-	-	2	-	-	50	-	-	-	-	-	-	-	-	-	-	-	-	52	94.95	146.95
											Split Time 1: 25.70													Split Time 2: 62.60				



Race Analysis

Analyse de l'épreuve - éliminatoires

Rk.	Bib No		Name																								NOC Code	Phase Total		
	Start Order	Run	Rk	1	2	3	4	5	6	7	8	9	10	11	12	13	14	15	16	17	18	19	20	21	22	Pen. Sec.		Run Time	Run Total	

Split Time 1 ↑ Split Time 2 ↑

22	15	MULIC Dinko																								CRO			143.28
8	R1	22	-	-	-	-	-	-	-	-	50	2	-	-	-	-	-	-	50	50	-	-	-	50	-	202	91.58	293.58	
				Split Time 1: 24.85										Split Time 2: 58.06															
8	R2	20	-	-	-	-	-	-	-	-	-	2	-	50	-	-	-	-	-	-	-	-	-	-	-	52	91.28	143.28	
				Split Time 1: 24.74										Split Time 2: 59.31															

Gate Summary	1	2	3	4	5	6	7	8	9	10	11	12	13	14	15	16	17	18	19	20	21	22
Touched	0	1	2	2	2	1	1	1	5	1	1	1	4	0	2	2	0	1	3	6	1	2
Missed	0	0	0	0	0	0	0	3	0	0	0	3	0	0	0	1	1	1	0	1	1	0

LEGEND					
No	Number	Pen. Sec.	Penalty seconds	R1	1st run
R2	2nd Run	Rk	Rank		



Result List

Liste des résultats

Rank	Bib No	Name	NOC Code	Time	Penalty Seconds	Total Time	Behind
1	1	KAUZER Peter	SLO	94.02	2	96.02	0.00
2	7	POLACZYK Mateusz	POL	96.36	0	96.36	+ 0.34
3	3	MOLMENTI Daniele	ITA	96.37	0	96.37	+ 0.35
4	6	HERNANZ Samuel	ESP	97.18	0	97.18	+ 1.16
5	4	AIGNER Hannes	GER	95.60	2	97.60	+ 1.58
6	18	BOUKPETI Benjamin	TOG	98.13	0	98.13	+ 2.11
7	9	OBLINGER Helmut	AUT	98.99	0	98.99	+ 2.97
8	5	HRADILEK Vavrinec	CZE	97.58	2	99.58	+ 3.56
9	17	YAZAWA Kazuki	JPN	99.99	0	99.99	+ 3.97
10	2	DAILLE Etienne	FRA	100.55	0	100.55	+ 4.53
11	14	DOBY Mathieu	BEL	100.58	2	102.58	+ 6.56
12	11	HOUNSLOW Richard	GBR	102.30	2	104.30	+ 8.28
13	8	KURT Mike	SUI	97.35	50	147.35	+ 51.33
14	16	RHEINISCH Eoin	IRL	103.98	50	153.98	+ 57.96
15	13	DAWSON Mike	NZL	107.63	100	207.63	+111.61

Progression System: 1 to 10 to final, rest out

LEGEND

No Number



Race Analysis
Analyse de l'épreuve

Rk.	Bib No	Name	NOC Code																					Result		
			1	2	3	4	5	6	7	8	9	10	11	12	13	14	15	16	17	18	19	20	21	22	23	Pen. Sec.
			Split Time 1 ↑								Split Time 2 ↑															
1	1	KAUZER Peter	SLO																							
	11	- - - - - 2 -	2	94.02	96.02																					
		Split Time 1: 23.58	Split Time 2: 62.18																							
2	7	POLACZYK Mateusz	POL																							
	9	- -	0	96.36	96.36																					
		Split Time 1: 22.88	Split Time 2: 62.03																							
3	3	MOLMENTI Daniele	ITA																							
	7	- -	0	96.37	96.37																					
		Split Time 1: 23.34	Split Time 2: 62.78																							
4	6	HERNANZ Samuel	ESP																							
	14	- -	0	97.18	97.18																					
		Split Time 1: 24.99	Split Time 2: 62.73																							
5	4	AIGNER Hannes	GER																							
	15	- 2 - -	2	95.60	97.60																					
		Split Time 1: 24.01	Split Time 2: 61.87																							
6	18	BOUKPETI Benjamin	TOG																							
	2	- -	0	98.13	98.13																					
		Split Time 1: 23.96	Split Time 2: 64.12																							
7	9	OBLINGER Helmut	AUT																							
	6	- -	0	98.99	98.99																					
		Split Time 1: 25.51	Split Time 2: 65.22																							
8	5	HRADILEK Vavrinec	CZE																							
	13	- - - - - - - - - 2 -	2	97.58	99.58																					
		Split Time 1: 23.58	Split Time 2: 63.25																							
9	17	YAZAWA Kazuki	JPN																							
	1	- -	0	99.99	99.99																					
		Split Time 1: 25.04	Split Time 2: 64.38																							
10	2	DAILLE Etienne	FRA																							
	3	- -	0	100.55	100.55																					
		Split Time 1: 25.22	Split Time 2: 66.53																							



Race Analysis

Analyse de l'épreuve

Rk.	Bib No	Name	Gate																					NOC Code	Result			
			1	2	3	4	5	6	7	8	9	10	11	12	13	14	15	16	17	18	19	20	21		22	23	Pen. Sec.	Run Time
			Split Time 1 ↑								Split Time 2 ↑																	
11	14	DOBY Mathieu																						BEL			102.58	
	12		-	-	2	-	-	-	-	-	-	-	-	-	-	-	-	-	-	-	-	-	-	-	-	2	100.58	102.58
		Split Time 1:	25.89								Split Time 2:								65.80									
12	11	HOUNSLOW Richard																						GBR			104.30	
	5		-	-	-	-	-	-	-	-	-	-	-	-	-	-	-	-	-	2	-	-	-	-	2	102.30	104.30	
		Split Time 1:	25.19								Split Time 2:								67.88									
13	8	KURT Mike																						SUI			147.35	
	10		-	-	-	-	-	-	-	-	-	-	-	-	-	-	-	-	50	-	-	-	-	50	97.35	147.35		
		Split Time 1:	24.04								Split Time 2:								63.68									
14	16	RHEINISCH Eoin																						IRL			153.98	
	4		-	-	-	-	-	-	-	-	-	-	-	-	-	-	-	-	50	-	-	-	-	50	103.98	153.98		
		Split Time 1:	25.03								Split Time 2:								65.98									
15	13	DAWSON Mike																						NZL			207.63	
	8		-	-	-	-	-	-	-	-	-	-	-	-	-	-	-	-	50	50	-	-	-	100	107.63	207.63		
		Split Time 1:	24.76								Split Time 2:								65.20									

Gate Summary

Touched

Missed

1	2	3	4	5	6	7	8	9	10	11	12	13	14	15	16	17	18	19	20	21	22	23
0	0	1	0	0	0	0	0	2	0	0	0	0	0	0	0	0	0	1	0	0	1	0
0	0	0	0	0	0	0	0	0	0	0	0	0	0	0	0	0	1	2	1	0	0	0

LEGEND

No Number Pen. Sec. Penalty seconds Rk Rank



Result List

Liste des résultats

Rank	Bib No	Name	NOC Code	Time	Penalty Seconds	Total Time	Behind
1	3	MOLMENTI Daniele	ITA	93.43	0	93.43	0.00
2	5	HRADILEK Vavrinec	CZE	94.78	0	94.78	+ 1.35
3	4	AIGNER Hannes	GER	94.92	0	94.92	+ 1.49
4	7	POLACZYK Mateusz	POL	96.14	0	96.14	+ 2.71
5	6	HERNANZ Samuel	ESP	96.95	0	96.95	+ 3.52
6	1	KAUZER Peter	SLO	95.01	6	101.01	+ 7.58
7	2	DAILLE Etienne	FRA	99.87	2	101.87	+ 8.44
8	9	OBLINGER Helmut	AUT	102.28	2	104.28	+ 10.85
9	17	YAZAWA Kazuki	JPN	104.44	0	104.44	+ 11.01
10	18	BOUKPETI Benjamin	TOG	100.23	54	154.23	+ 60.80

LEGEND

No Number



Race Analysis

Analyse de l'épreuve

Rk.	Bib No	Name	NOC Code																							Result			
			1	2	3	4	5	6	7	8	9	10	11	12	13	14	15	16	17	18	19	20	21	22	23	Pen. Sec.	Run Time	Run Total	
			Split Time 1 ↑								Split Time 2 ↑																		
1	3	MOLMENTI Daniele	ITA																										
	8		-	-	-	-	-	-	-	-	-	-	-	-	-	-	-	-	-	-	-	-	-	-	-	-	0	93.43	93.43
		Split Time 1:	23.48								Split Time 2:															61.35			
2	5	HRADILEK Vavrinec	CZE																										
	3		-	-	-	-	-	-	-	-	-	-	-	-	-	-	-	-	-	-	-	-	-	-	-	-	0	94.78	94.78
		Split Time 1:	23.23								Split Time 2:															62.29			
3	4	AIGNER Hannes	GER																										
	6		-	-	-	-	-	-	-	-	-	-	-	-	-	-	-	-	-	-	-	-	-	-	-	-	0	94.92	94.92
		Split Time 1:	23.71								Split Time 2:															62.16			
4	7	POLACZYK Mateusz	POL																										
	9		-	-	-	-	-	-	-	-	-	-	-	-	-	-	-	-	-	-	-	-	-	-	-	-	0	96.14	96.14
		Split Time 1:	22.77								Split Time 2:															62.56			
5	6	HERNANZ Samuel	ESP																										
	7		-	-	-	-	-	-	-	-	-	-	-	-	-	-	-	-	-	-	-	-	-	-	-	-	0	96.95	96.95
		Split Time 1:	24.13								Split Time 2:															61.94			
6	1	KAUZER Peter	SLO																										
	10		-	-	2	-	-	-	-	-	-	-	-	-	-	-	-	-	-	-	-	-	-	-	2	-	6	95.01	101.01
		Split Time 1:	22.89								Split Time 2:															62.44			
7	2	DAILLE Etienne	FRA																										
	1		-	-	2	-	-	-	-	-	-	-	-	-	-	-	-	-	-	-	-	-	-	-	-	-	2	99.87	101.87
		Split Time 1:	22.67								Split Time 2:															63.11			
8	9	OBLINGER Helmut	AUT																										
	4		-	-	-	-	-	-	-	-	-	2	-	-	-	-	-	-	-	-	-	-	-	-	-	-	2	102.28	104.28
		Split Time 1:	24.69								Split Time 2:															67.01			
9	17	YAZAWA Kazuki	JPN																										
	2		-	-	-	-	-	-	-	-	-	-	-	-	-	-	-	-	-	-	-	-	-	-	-	-	0	104.44	104.44
		Split Time 1:	25.42								Split Time 2:															68.56			
10	18	BOUKPETI Benjamin	TOG																										
	5		-	-	-	-	-	-	-	-	-	-	-	50	2	-	-	-	-	-	-	-	-	-	2	-	54	100.23	154.23
		Split Time 1:	23.91								Split Time 2:															64.79			



Race Analysis

Analyse de l'épreuve

Rk.	Bib No	Name	NOC Code																					Result				
			Start Order	1	2	3	4	5	6	7	8	9	10	11	12	13	14	15	16	17	18	19	20	21	22	23	Pen. Sec.	Run Time

Split Time 1 ↑

Split Time 2 ↑

Gate Summary

Touched

Missed

1	2	3	4	5	6	7	8	9	10	11	12	13	14	15	16	17	18	19	20	21	22	23
0	0	2	0	0	0	0	0	0	0	1	0	0	1	0	1	0	0	0	0	1	1	0
0	0	0	0	0	0	0	0	0	0	0	0	1	0	0	0	0	0	0	0	0	0	0

LEGEND

No	Number	Pen. Sec.	Penalty seconds	Rk	Rank
----	--------	-----------	-----------------	----	------



Result List

Liste des résultats

Rk	Bib No	Name	NOC Code	1 st Run				2 nd Run				Best	
				Time	Pen. Sec.	Total Time	Rk	Time	Pen. Sec.	Total Time	Rk	Time	Behind
1	5-A	KLAUSS Gauthier	FRA	94.98	2	96.98	1	101.03	50	151.03	12	96.98	0.00
	5-B	PECHE Matthieu											
2	1-A	HOCHSCHORNER Pavol	SVK	97.52	0	97.52	2	96.60	2	98.60	1	97.52	+ 0.54
	1-B	HOCHSCHORNER Peter											
3	9-A	HU Minghai	CHN	101.36	2	103.36	5	99.05	0	99.05	2	99.05	+ 2.07
	9-B	SHU Junrong											
4	3-A	BAILLIE Tim	GBR	100.44	0	100.44	3	98.79	4	102.79	6	100.44	+ 3.46
	3-B	STOTT Etienne											
5	4-A	SZCZEPANSKI Piotr	POL	99.58	6	105.58	7	99.00	2	101.00	3	101.00	+ 4.02
	4-B	POCHWALA Marcin											
6	2-A	BOZIC Luka	SLO	100.82	2	102.82	4	99.08	2	101.08	=4	101.08	+ 4.10
	2-B	TALJAT Saso											
7	6-A	FLORENCE David	GBR	102.23	6	108.23	10	101.08	0	101.08	=4	101.08	+ 4.10
	6-B	HOUNSLOW Richard											
8	7-A	VOLF Jaroslav	CZE	102.00	2	104.00	6	98.87	52	150.87	11	104.00	+ 7.02
	7-B	STEPANEK Ondrej											
9	14-A	HRADILEK Vavrinec	CZE	104.91	2	106.91	8			DNS		106.91	+ 9.93
	14-B	JEZEK Stanislav											
10	10-A	MALEY Kynan	AUS	107.96	6	113.96	13	103.47	4	107.47	7	107.47	+ 10.49
	10-B	JEFFERY Robin											
11	8-A	SCHROEDER David	GER	107.50	0	107.50	9	103.79	4	107.79	8	107.50	+ 10.52
	8-B	HENZE Frank											
12	13-A	HURD Eric	USA	106.91	6	112.91	12	103.78	6	109.78	9	109.78	+ 12.80
	13-B	LARIMER Jeff											
13	12-A	CAMPORESI Pietro	ITA	110.64	10	120.64	14	111.55	0	111.55	10	111.55	+ 14.57
	12-B	FERRARI Niccolo											
14	11-A	KUZNETSOV Mikhail	RUS	104.36	8	112.36	11	105.59	50	155.59	13	112.36	+ 15.38
	11-B	LARIONOV Dmitry											

Progression System: 1 to 10 to semi-final, rest out



Race Analysis

Analyse de l'épreuve - éliminatoires

Rk.	Bib No	Name	NOC Code	Phase Total																							
				Pen. Sec.	Run Time																						
Start Order	Run	Rk	1	2	3	4	5	6	7	8	9	10	11	12	13	14	15	16	17	18	19	20	21	22	Run Total		
											Split Time 1 ↑													Split Time 2 ↑			
1	5	KLAUSS Gauthier / PECHE Matthieu	FRA		96.98																						
10	R1	1	-	-	-	2	-	-	-	-	-	-	-	-	-	-	-	-	-	-	-	-	-	-	2	94.98	96.98
											Split Time 1: 26.88													Split Time 2: 63.27			
10	R2	12	-	-	-	-	-	-	-	-	-	-	-	50	-	-	-	-	-	-	-	-	-	-	50	101.03	151.03
											Split Time 1: 26.87													Split Time 2: 65.85			
2	1	HOCHSCHORNER Pavol / HOCHSCHORNER Peter	SVK		97.52																						
14	R1	2	-	-	-	-	-	-	-	-	-	-	-	-	-	-	-	-	-	-	-	-	-	0	97.52	97.52	
											Split Time 1: 27.16													Split Time 2: 64.98			
14	R2	1	-	-	-	-	-	-	-	-	-	-	-	-	-	-	-	-	2	-	-	-	-	2	96.60	98.60	
											Split Time 1: 27.16													Split Time 2: 65.12			
3	9	HU Minghai / SHU Junrong	CHN		99.05																						
6	R1	5	-	-	-	-	-	-	-	-	-	-	-	-	-	-	-	-	-	-	-	2	-	2	101.36	103.36	
											Split Time 1: 26.55													Split Time 2: 68.45			
6	R2	2	-	-	-	-	-	-	-	-	-	-	-	-	-	-	-	-	-	-	-	-	-	0	99.05	99.05	
											Split Time 1: 26.48													Split Time 2: 66.59			
4	3	BAILLIE Tim / STOTT Etienne	GBR		100.44																						
12	R1	3	-	-	-	-	-	-	-	-	-	-	-	-	-	-	-	-	-	-	-	-	-	0	100.44	100.44	
											Split Time 1: 26.63													Split Time 2: 66.50			
12	R2	6	-	-	-	-	-	-	-	2	-	-	-	-	-	2	-	-	-	-	-	-	-	4	98.79	102.79	
											Split Time 1: 27.00													Split Time 2: 66.00			
5	4	SZCZEPANSKI Piotr / POCHWALA Marcin	POL		101.00																						
11	R1	7	-	-	-	-	-	2	-	-	-	-	-	-	-	-	-	-	-	-	-	2	2	6	99.58	105.58	
											Split Time 1: 26.58													Split Time 2: 65.25			
11	R2	3	-	-	-	-	-	-	-	-	-	-	-	-	-	-	-	-	-	-	2	-	-	2	99.00	101.00	
											Split Time 1: 26.79													Split Time 2: 65.73			
6	2	BOZIC Luka / TALJAT Saso	SLO		101.08																						
13	R1	4	-	-	-	-	-	-	-	-	-	-	-	-	-	-	-	-	-	-	2	-	-	2	100.82	102.82	
											Split Time 1: 27.40													Split Time 2: 66.77			
13	R2	4	-	-	-	-	-	-	-	-	-	-	-	-	-	-	-	2	-	-	-	-	-	2	99.08	101.08	
											Split Time 1: 26.18													Split Time 2: 65.90			
7	6	FLORENCE David / HOUNSLOW Richard	GBR		101.08																						
9	R1	10	-	-	-	-	-	-	-	-	-	2	-	-	-	-	-	2	-	-	2	-	-	6	102.23	108.23	
											Split Time 1: 26.99													Split Time 2: 68.24			
9	R2	4	-	-	-	-	-	-	-	-	-	-	-	-	-	-	-	-	-	-	-	-	-	0	101.08	101.08	
											Split Time 1: 27.00													Split Time 2: 68.32			



Race Analysis

Analyse de l'épreuve - éliminatoires

Rk.	Bib No		Name	NOC Code	Phase Total																						
	Start Order	Run			Pen. Sec.	Run Time	Run Total																				
			1	2	3	4	5	6	7	8	9	10	11	12	13	14	15	16	17	18	19	20	21	22			
			Split Time 1 ↑											Split Time 2 ↑													
8	7		VOLF Jaroslav / STEPANEK Ondrej																					CZE		104.00	
	8	R1	6	-	-	-	-	-	-	-	-	-	-	-	-	-	-	-	-	2	-	-	-	-	-		
			Split Time 1: 27.76											Split Time 2: 67.05											2	102.00	104.00
	8	R2	11	-	-	-	-	-	-	-	-	2	-	-	-	-	-	-	-	-	-	-	-	50	-		
			Split Time 1: 26.74											Split Time 2: 65.01											52	98.87	150.87
9	14		HRADILEK Vavrinec / JEZEK Stanislav																					CZE		106.91	
	1	R1	8	-	-	-	-	-	-	-	-	2	-	-	-	-	-	-	-	-	-	-	-	-	-		
			Split Time 1: 29.21											Split Time 2: 69.68											2	104.91	106.91
	1	R2																									
			Split Time 1:											Split Time 2:													DNS
10	10		MALEY Kynan / JEFFERY Robin																					AUS		107.47	
	5	R1	13	-	-	-	-	-	-	-	-	-	2	-	-	-	-	-	2	-	-	2	-	-	-		
			Split Time 1: 29.30											Split Time 2: 72.42											6	107.96	113.96
	5	R2	7	-	-	-	2	-	-	-	-	-	-	-	2	-	-	-	-	-	-	-	-	-	-		
			Split Time 1: 27.51											Split Time 2: 69.69											4	103.47	107.47
11	8		SCHROEDER David / HENZE Frank																					GER		107.50	
	7	R1	9	-	-	-	-	-	-	-	-	-	-	-	-	-	-	-	-	-	-	-	-	-	-		
			Split Time 1: 28.02											Split Time 2: 72.20											0	107.50	107.50
	7	R2	8	-	-	-	2	-	-	-	2	-	-	-	-	-	-	-	-	-	-	-	-	-	-		
			Split Time 1: 29.00											Split Time 2: 69.90											4	103.79	107.79
12	13		HURD Eric / LARIMER Jeff																					USA		109.78	
	2	R1	12	-	-	-	-	-	-	-	2	-	-	2	-	-	-	-	-	-	-	-	2	-	-		
			Split Time 1: 28.96											Split Time 2: 70.76											6	106.91	112.91
	2	R2	9	-	-	2	-	-	-	-	-	-	-	-	2	-	-	-	-	2	-	-	-	-	-		
			Split Time 1: 27.79											Split Time 2: 68.19											6	103.78	109.78
13	12		CAMPORESI Pietro / FERRARI Niccolo																					ITA		111.55	
	3	R1	14	-	-	-	-	2	-	-	-	-	-	2	-	-	-	-	-	-	2	2	2	-	-		
			Split Time 1: 26.96											Split Time 2: 68.05											10	110.64	120.64
	3	R2	10	-	-	-	-	-	-	-	-	-	-	-	-	-	-	-	-	-	-	-	-	-	-		
			Split Time 1: 31.16											Split Time 2: 73.74											0	111.55	111.55
14	11		KUZNETSOV Mikhail / LARIONOV Dmitry																					RUS		112.36	
	4	R1	11	-	-	-	2	-	-	-	-	-	-	-	-	2	-	-	-	-	-	-	2	2	-		
			Split Time 1: 26.86											Split Time 2: 69.50											8	104.36	112.36
	4	R2	13	-	-	-	-	-	-	-	-	-	-	-	50	-	-	-	-	-	-	-	-	-	-		
			Split Time 1: 27.05											Split Time 2: 70.88											50	105.59	155.59



Race Analysis

Analyse de l'épreuve - éliminatoires

Rk.	Bib No		Name	NOC Code	Phase Total																											
	Start Order	Run			Rk	Pen. Sec.	Run Time	Run Total																								
					1	2	3	4	5	6	7	8	9	10	11	12	13	14	15	16	17	18	19	20	21	22						
													Split Time 1 ↑															Split Time 2 ↑				

Gate Summary	1	2	3	4	5	6	7	8	9	10	11	12	13	14	15	16	17	18	19	20	21	22
Touched	0	0	1	4	1	0	1	2	0	3	2	4	0	0	2	0	5	1	1	8	3	1
Missed	0	0	0	0	0	0	0	0	0	0	0	1	1	0	0	0	0	0	0	0	1	0

LEGEND

DNS	Did not start	No	Number	Pen. Sec.	Penalty seconds
R1	1st run	R2	2nd Run	Rk	Rank



Result List

Liste des résultats

Rank	Bib No	Name	NOC Code	Time	Penalty Seconds	Total Time	Behind
1	6-A	FLORENCE David	GBR	108.93	0	108.93	0.00
	6-B	HOUNSLOW Richard					
2	1-A	HOCHSCHORNER Pavol	SVK	107.04	2	109.04	+ 0.11
	1-B	HOCHSCHORNER Peter					
3	5-A	KLAUSS Gauthier	FRA	109.27	0	109.27	+ 0.34
	5-B	PECHE Matthieu					
4	4-A	SZCZEPANSKI Piotr	POL	109.81	0	109.81	+ 0.88
	4-B	POCHWALA Marcin					
5	9-A	HU Minghai	CHN	108.70	2	110.70	+ 1.77
	9-B	SHU Junrong					
6	3-A	BAILLIE Tim	GBR	110.78	0	110.78	+ 1.85
	3-B	STOTT Etienne					
7	7-A	VOLF Jaroslav	CZE	110.22	2	112.22	+ 3.29
	7-B	STEPANEK Ondrej					
8	2-A	BOZIC Luka	SLO	111.50	2	113.50	+ 4.57
	2-B	TALJAT Saso					
9	14-A	HRADILEK Vavrinec	CZE	113.50	2	115.50	+ 6.57
	14-B	JEZEK Stanislav					
10	10-A	MALEY Kynan	AUS	110.14	52	162.14	+ 53.21
	10-B	JEFFERY Robin					

Progression System: 1 to 6 to final, rest out

LEGEND

No Number



Race Analysis

Analyse de l'épreuve

Rk.	Bib No	Name	NOC Code	Result		
				Pen. Sec.	Run Time	Run Total
Start Order		1 2 3 4 5 6 7 8 9 10 11 12 13 14 15 16 17 18 19 20 21 22 23				
		Split Time 1 ↑	Split Time 2 ↑			
1	6	FLORENCE David / HOUNSLOW Richard	GBR			108.93
4		- -		0	108.93	108.93
		Split Time 1: 27.01	Split Time 2: 72.81			
2	1	HOCHSCHORNER Pavol / HOCHSCHORNER Peter	SVK			109.04
9		- - - - 2 -		2	107.04	109.04
		Split Time 1: 26.99	Split Time 2: 71.00			
3	5	KLAUSS Gauthier / PECHE Matthieu	FRA			109.27
10		- -		0	109.27	109.27
		Split Time 1: 26.54	Split Time 2: 70.83			
4	4	SZCZEPANSKI Piotr / POCHWALA Marcin	POL			109.81
6		- -		0	109.81	109.81
		Split Time 1: 27.23	Split Time 2: 73.63			
5	9	HU Minghai / SHU Junrong	CHN			110.70
8		- - - 2 -		2	108.70	110.70
		Split Time 1: 27.72	Split Time 2: 72.86			
6	3	BAILLIE Tim / STOTT Etienne	GBR			110.78
7		- -		0	110.78	110.78
		Split Time 1: 26.63	Split Time 2: 74.21			
7	7	VOLF Jaroslav / STEPANEK Ondrej	CZE			112.22
3		- - - - 2 -		2	110.22	112.22
		Split Time 1: 26.51	Split Time 2: 71.96			
8	2	BOZIC Luka / TALJAT Saso	SLO			113.50
5		- - - - 2 -		2	111.50	113.50
		Split Time 1: 28.59	Split Time 2: 74.70			
9	14	HRADILEK Vavrinec / JEZEK Stanislav	CZE			115.50
2		- - - - - 2 -		2	113.50	115.50
		Split Time 1: 28.49	Split Time 2: 75.67			
10	10	MALEY Kynan / JEFFERY Robin	AUS			162.14
1		- 50 - 2 - - - - -		52	110.14	162.14
		Split Time 1: 27.36	Split Time 2: 72.91			





Race Analysis

Analyse de l'épreuve

Rk.	Bib No	Name	NOC Code																					Result		
			Start Order	1	2	3	4	5	6	7	8	9	10	11	12	13	14	15	16	17	18	19	20	21	22	23
								Split Time 1 ↑								Split Time 2 ↑										

Gate Summary	1	2	3	4	5	6	7	8	9	10	11	12	13	14	15	16	17	18	19	20	21	22	23
Touched	0	0	1	0	4	0	0	0	0	0	0	0	0	0	0	0	0	0	0	1	0	0	0
Missed	0	1	0	0	0	0	0	0	0	0	0	0	0	0	0	0	0	0	0	0	0	0	0

LEGEND			
No	Number	Pen. Sec.	Rank
		Penalty seconds	
			Rank



Result List

Liste des résultats

Rank	Bib No	Name	NOC Code	Time	Penalty Seconds	Total Time	Behind
1	3-A	BAILLIE Tim	GBR	106.41	0	106.41	0.00
	3-B	STOTT Etienne					
2	6-A	FLORENCE David	GBR	106.77	0	106.77	+ 0.36
	6-B	HOUNSLOW Richard					
3	1-A	HOCHSCHORNER Pavol	SVK	106.28	2	108.28	+ 1.87
	1-B	HOCHSCHORNER Peter					
4	5-A	KLAUSS Gauthier	FRA	107.17	2	109.17	+ 2.76
	5-B	PECHE Matthieu					
5	4-A	SZCZEPANSKI Piotr	POL	108.51	2	110.51	+ 4.10
	4-B	POCHWALA Marcin					
6	9-A	HU Minghai	CHN	110.85	2	112.85	+ 6.44
	9-B	SHU Junrong					

LEGEND

No Number



Race Analysis

Analyse de l'épreuve

Rk.	Bib No	Name	NOC Code	Result		
				Pen. Sec.	Run Time	Run Total
Start Order		1 2 3 4 5 6 7 8 9 10 11 12 13 14 15 16 17 18 19 20 21 22 23				
		Split Time 1 ↑			Split Time 2 ↑	
1	3	BAILLIE Tim / STOTT Etienne	GBR			106.41
	1	- -		0	106.41	106.41
		Split Time 1: 26.90				Split Time 2: 71.91
2	6	FLORENCE David / HOUNSLOW Richard	GBR			106.77
	6	- -		0	106.77	106.77
		Split Time 1: 25.89				Split Time 2: 71.03
3	1	HOCHSCHORNER Pavol / HOCHSCHORNER Peter	SVK			108.28
	5	- - - - - - - - - - - - - - - 2 - - - - - - - - - -		2	106.28	108.28
		Split Time 1: 25.97				Split Time 2: 70.69
4	5	KLAUSS Gauthier / PECHE Matthieu	FRA			109.17
	4	- 2 - - -		2	107.17	109.17
		Split Time 1: 26.22				Split Time 2: 70.28
5	4	SZCZEPANSKI Piotr / POCHWALA Marcin	POL			110.51
	3	- - - - - 2 - - - - - - - - - - - - - - - - - - -		2	108.51	110.51
		Split Time 1: 25.69				Split Time 2: 70.70
6	9	HU Minghai / SHU Junrong	CHN			112.85
	2	- - - - - - - - - - - - - - - 2 - - - - - - - - -		2	110.85	112.85
		Split Time 1: 26.54				Split Time 2: 73.62

Gate Summary	1	2	3	4	5	6	7	8	9	10	11	12	13	14	15	16	17	18	19	20	21	22	23
Touched	0	0	0	0	1	0	0	0	0	0	0	0	0	0	0	2	0	0	0	0	1	0	0
Missed	0	0	0	0	0	0	0	0	0	0	0	0	0	0	0	0	0	0	0	0	0	0	0

LEGEND			
No	Number	Pen. Sec.	Rank
		Penalty seconds	
			Rk Rank





Result List

Liste des résultats

Rk	Bib No	Name	NOC Code	1 st Run				2 nd Run				Best	
				Time	Pen. Sec.	Total Time	Rk	Time	Pen. Sec.	Total Time	Rk	Time	Behind
1	2	CHOURRAUT Maialen	ESP	96.75	2	98.75	1	105.91	2	107.91	10	98.75	0.00
2	6	NEAVE Lizzie	GBR	101.95	0	101.95	4	98.92	0	98.92	1	98.92	+ 0.17
3	12	GIAI PRON Maria Clara	ITA	99.66	0	99.66	2	104.65	8	112.65	15	99.66	+ 0.91
4	5	FOX Jessica	AUS	113.36	52	165.36	18	100.33	0	100.33	2	100.33	+ 1.58
5	4	HILGERTOVA Stepanka	CZE	101.50	0	101.50	3	100.75	0	100.75	3	100.75	+ 2.00
6	1	DUKATOVA Jana	SVK	101.14	4	105.14	5	97.37	4	101.37	4	101.37	+ 2.62
7	3	KUHNLE Corinna	AUT	110.06	50	160.06	16	99.77	2	101.77	5	101.77	+ 3.02
8	8	SCHORNBERG Jasmin	GER	106.27	0	106.27	6	98.14	4	102.14	6	102.14	+ 3.39
9	13	PACIERPNIK Natalia	POL	108.58	2	110.58	11	102.38	0	102.38	7	102.38	+ 3.63
10	7	FER Emilie	FRA	108.77	4	112.77	12	100.46	6	106.46	8	106.46	+ 7.71
11	9	TERCELJ Eva	SLO	105.17	2	107.17	7	103.57	4	107.57	9	107.17	+ 8.42
12	10	LI Jingjing	CHN	106.53	2	108.53	8	105.22	6	111.22	14	108.53	+ 9.78
13	11	KHARITONOVA Marta	RUS	104.85	4	108.85	9	107.77	2	109.77	12	108.85	+ 10.10
14	15	CRAIG Hannah	IRL	109.07	8	117.07	14	106.99	2	108.99	11	108.99	+ 10.24
15	16	JONES Luuka	NZL	103.23	6	109.23	10	106.69	152	258.69	20	109.23	+ 10.48
16	18	SATILA Ana	BRA	123.92	56	179.92	21	108.83	2	110.83	13	110.83	+ 12.08
17	14	QUEEN Caroline	USA	115.05	2	117.05	13	132.23	4	136.23	19	117.05	+ 18.30
18	19	NICHOLAS Ella	COK	114.69	4	118.69	15	114.29	4	118.29	16	118.29	+ 19.54
19	20	KAIFUCHI Moe	JPN	121.63	50	171.63	19	115.29	6	121.29	17	121.29	+ 22.54
20	17	CHABBEY Elise	SUI	112.92	50	162.92	17	120.46	6	126.46	18	126.46	+ 27.71
21	21	SAMLAL Jihane	MAR	114.09	60	174.09	20	120.32	156	276.32	21	174.09	+ 75.34

Progression System: 1 to 15 to semi-final, rest out

LEGEND

No Number Pen. Sec. Penalty seconds Rk Rank



Race Analysis

Analyse de l'épreuve - éliminatoires

Rk.	Bib No	Name	NOC Code	Phase Total																							
				Pen. Sec.	Run Time																						
Start Order	Run	Rk	1	2	3	4	5	6	7	8	9	10	11	12	13	14	15	16	17	18	19	20	21	22	Run Total		
											Split Time 1 ↑												Split Time 2 ↑				
1	2	CHOURRAUT Maialen	ESP																							98.75	
20	R1	1	-	-	-	2	-	-	-	-	-	-	-	-	-	-	-	-	-	-	-	-	-	-	2	96.75	98.75
											Split Time 1:	26.77												Split Time 2:	64.91		
20	R2	10	-	-	-	-	-	-	-	-	-	-	-	-	-	-	-	-	-	-	-	-	2	-	2	105.91	107.91
											Split Time 1:	27.46												Split Time 2:	72.22		
2	6	NEAVE Lizzie	GBR																						98.92		
16	R1	4	-	-	-	-	-	-	-	-	-	-	-	-	-	-	-	-	-	-	-	-	-	-	0	101.95	101.95
											Split Time 1:	27.63												Split Time 2:	68.42		
16	R2	1	-	-	-	-	-	-	-	-	-	-	-	-	-	-	-	-	-	-	-	-	-	-	0	98.92	98.92
											Split Time 1:	27.67												Split Time 2:	66.49		
3	12	GIAI PRON Maria Clara	ITA																						99.66		
10	R1	2	-	-	-	-	-	-	-	-	-	-	-	-	-	-	-	-	-	-	-	-	-	-	0	99.66	99.66
											Split Time 1:	27.86												Split Time 2:	66.16		
10	R2	15	-	-	-	2	-	-	-	-	2	-	-	-	-	-	-	-	-	-	-	2	-	2	8	104.65	112.65
											Split Time 1:	27.41												Split Time 2:	70.45		
4	5	FOX Jessica	AUS																						100.33		
17	R1	18	-	-	-	-	-	-	-	-	-	-	-	2	-	-	-	50	-	-	-	-	-	-	52	113.36	165.36
											Split Time 1:	27.31												Split Time 2:	70.91		
17	R2	2	-	-	-	-	-	-	-	-	-	-	-	-	-	-	-	-	-	-	-	-	-	-	0	100.33	100.33
											Split Time 1:	27.10												Split Time 2:	65.40		
5	4	HILGERTOVA Stepanka	CZE																						100.75		
18	R1	3	-	-	-	-	-	-	-	-	-	-	-	-	-	-	-	-	-	-	-	-	-	-	0	101.50	101.50
											Split Time 1:	29.83												Split Time 2:	69.18		
18	R2	3	-	-	-	-	-	-	-	-	-	-	-	-	-	-	-	-	-	-	-	-	-	-	0	100.75	100.75
											Split Time 1:	27.24												Split Time 2:	67.42		
6	1	DUKATOVA Jana	SVK																						101.37		
21	R1	5	-	-	-	-	-	-	-	-	2	-	-	-	-	-	-	-	-	-	-	2	-	-	4	101.14	105.14
											Split Time 1:	27.72												Split Time 2:	68.10		
21	R2	4	-	-	-	-	-	-	-	2	-	-	-	-	-	-	-	-	-	-	-	-	2	-	4	97.37	101.37
											Split Time 1:	27.46												Split Time 2:	66.09		
7	3	KUHNLE Corinna	AUT																						101.77		
19	R1	16	-	-	-	-	-	-	-	-	-	-	-	-	-	-	-	50	-	-	-	-	-	-	50	110.06	160.06
											Split Time 1:	29.94												Split Time 2:	74.98		
19	R2	5	-	-	-	-	-	-	-	-	-	-	-	-	-	-	-	-	-	-	-	-	-	2	2	99.77	101.77
											Split Time 1:	26.88												Split Time 2:	66.21		



Race Analysis

Analyse de l'épreuve - éliminatoires

Rk.	Bib No	Name	NOC Code	Phase Total																								
				Pen. Sec.	Run Time																							
Start Order	Run	Rk	1	2	3	4	5	6	7	8	9	10	11	12	13	14	15	16	17	18	19	20	21	22	Run Total			
											Split Time 1												Split Time 2					
8	8	SCHORNBERG Jasmin	GER																							102.14		
14	R1	6	-	-	-	-	-	-	-	-	-	-	-	-	-	-	-	-	-	-	-	-	-	-	-	0	106.27	106.27
											Split Time 1:	28.43												Split Time 2:	69.75			
14	R2	6	-	-	-	2	-	-	-	-	-	-	-	-	-	-	-	-	-	-	-	-	2	-	-	4	98.14	102.14
											Split Time 1:	27.51												Split Time 2:	65.72			
9	13	PACIERPNIK Natalia	POL																							102.38		
9	R1	11	-	-	2	-	-	-	-	-	-	-	-	-	-	-	-	-	-	-	-	-	-	-	-	2	108.58	110.58
											Split Time 1:	27.90												Split Time 2:	69.45			
9	R2	7	-	-	-	-	-	-	-	-	-	-	-	-	-	-	-	-	-	-	-	-	-	-	-	0	102.38	102.38
											Split Time 1:	29.08												Split Time 2:	67.99			
10	7	FER Emilie	FRA																							106.46		
15	R1	12	-	-	-	-	-	-	-	-	-	-	-	-	-	-	2	-	-	-	-	-	-	2	-	4	108.77	112.77
											Split Time 1:	28.92												Split Time 2:	70.79			
15	R2	8	-	-	-	-	-	-	-	-	2	-	2	-	-	-	-	-	-	2	-	-	-	-	-	6	100.46	106.46
											Split Time 1:	27.22												Split Time 2:	66.55			
11	9	TERCELJ Eva	SLO																							107.17		
13	R1	7	-	-	-	2	-	-	-	-	-	-	-	-	-	-	-	-	-	-	-	-	-	-	-	2	105.17	107.17
											Split Time 1:	26.97												Split Time 2:	68.83			
13	R2	9	-	-	2	-	-	-	-	-	-	2	-	-	-	-	-	-	-	-	-	-	-	-	-	4	103.57	107.57
											Split Time 1:	28.72												Split Time 2:	69.44			
12	10	LI Jingjing	CHN																							108.53		
12	R1	8	-	-	-	-	-	-	-	-	2	-	-	-	-	-	-	-	-	-	-	-	-	-	-	2	106.53	108.53
											Split Time 1:	26.56												Split Time 2:	69.51			
12	R2	14	-	-	-	-	-	-	-	2	-	-	2	-	-	-	-	-	-	2	-	-	-	-	-	6	105.22	111.22
											Split Time 1:	28.40												Split Time 2:	69.86			
13	11	KHARITONOVA Marta	RUS																							108.85		
11	R1	9	-	-	-	-	-	-	-	-	-	-	-	-	-	-	-	-	2	2	-	-	-	-	-	4	104.85	108.85
											Split Time 1:	26.64												Split Time 2:	67.93			
11	R2	12	-	-	-	-	-	-	-	-	-	-	-	-	-	-	-	-	-	-	-	-	2	-	-	2	107.77	109.77
											Split Time 1:	28.05												Split Time 2:	73.01			
14	15	CRAIG Hannah	IRL																							108.99		
7	R1	14	-	-	-	-	-	-	2	-	-	-	2	-	-	-	-	-	-	-	-	-	2	2	-	8	109.07	117.07
											Split Time 1:	30.17												Split Time 2:	71.88			
7	R2	11	-	-	-	-	-	-	-	-	-	-	-	-	-	-	-	-	-	-	-	2	-	-	-	2	106.99	108.99
											Split Time 1:	27.89												Split Time 2:	70.94			



Race Analysis

Analyse de l'épreuve - éliminatoires

Rk.	Bib No	Name	NOC Code	Phase Total																									
				Pen. Sec.	Run Time																								
Start Order	Run	Rk	1	2	3	4	5	6	7	8	9	10	11	12	13	14	15	16	17	18	19	20	21	22	Run Total				
											Split Time 1												Split Time 2						
15	16	JONES Luuka	NZL																							109.23			
6	R1	10	-	-	-	-	-	-	2	-	2	-	-	-	-	-	-	-	-	-	-	-	-	2	-	-	6	103.23	109.23
											Split Time 1:	26.34												Split Time 2:	67.29				
6	R2	20	-	-	-	2	-	-	-	-	-	50	-	-	-	-	-	-	-	-	-	-	50	50	-	152	106.69	258.69	
											Split Time 1:	27.47												Split Time 2:	70.05				
16	18	SATILA Ana	BRA																							110.83			
4	R1	21	-	-	-	2	-	-	-	-	-	-	2	50	-	-	-	-	-	-	-	-	-	-	2	56	123.92	179.92	
											Split Time 1:	34.49												Split Time 2:	89.35				
4	R2	13	-	-	-	-	-	-	-	-	-	-	-	-	-	-	-	-	2	-	-	-	-	-	-	2	108.83	110.83	
											Split Time 1:	30.31												Split Time 2:	74.59				
17	14	QUEEN Caroline	USA																							117.05			
8	R1	13	-	-	-	-	-	-	-	-	-	-	-	-	-	-	-	-	-	2	-	-	-	-	-	2	115.05	117.05	
											Split Time 1:	28.68												Split Time 2:	81.53				
8	R2	19	-	-	-	-	-	-	-	2	-	-	-	-	-	-	2	-	-	-	-	-	-	-	-	4	132.23	136.23	
											Split Time 1:	29.28												Split Time 2:	71.22				
18	19	NICHOLAS Eila	COK																							118.29			
3	R1	15	-	-	-	2	-	-	-	-	-	2	-	-	-	-	-	-	-	-	-	-	-	-	-	4	114.69	118.69	
											Split Time 1:	32.67												Split Time 2:	78.00				
3	R2	16	-	-	2	-	-	-	-	-	-	-	-	-	-	-	-	-	-	-	-	-	2	-	-	4	114.29	118.29	
											Split Time 1:	37.16												Split Time 2:	79.35				
19	20	KAIFUCHI Moe	JPN																							121.29			
2	R1	19	-	-	-	-	-	-	-	-	-	-	50	-	-	-	-	-	-	-	-	-	-	-	-	50	121.63	171.63	
											Split Time 1:	32.78												Split Time 2:	82.21				
2	R2	17	-	-	-	-	2	-	-	-	-	-	-	-	-	-	-	-	-	-	-	2	2	-	-	6	115.29	121.29	
											Split Time 1:	30.25												Split Time 2:	72.86				
20	17	CHABBEY Elise	SUI																							126.46			
5	R1	17	-	-	-	-	-	-	-	-	-	-	50	-	-	-	-	-	-	-	-	-	-	-	-	50	112.92	162.92	
											Split Time 1:	29.52												Split Time 2:	77.85				
5	R2	18	-	-	-	2	-	-	-	-	-	-	-	-	-	-	-	-	-	2	-	2	-	-	-	6	120.46	126.46	
											Split Time 1:	27.99												Split Time 2:	73.87				
21	21	SAMLAL Jihane	MAR																							174.09			
1	R1	20	-	-	-	-	-	2	-	-	-	-	2	-	-	-	-	-	50	-	-	2	2	-	-	60	114.09	174.09	
											Split Time 1:	33.17												Split Time 2:	75.54				
1	R2	21	-	-	-	-	-	-	2	50	-	-	50	50	-	-	-	-	-	-	-	2	2	-	-	156	120.32	276.32	
											Split Time 1:	32.83												Split Time 2:	80.36				



Race Analysis

Analyse de l'épreuve - éliminatoires

Rk.	Bib No		Name																				NOC Code	Phase Total						
	Start Order	Run	Rk	1	2	3	4	5	6	7	8	9	10	11	12	13	14	15	16	17	18	19		20	21	22	Pen. Sec.	Run Time	Run Total	
												Split Time 1 ↑														Split Time 2 ↑				

Gate Summary	1	2	3	4	5	6	7	8	9	10	11	12	13	14	15	16	17	18	19	20	21	22
Touched	0	0	3	8	1	1	3	1	6	2	5	2	1	0	2	0	3	6	2	12	4	2
Missed	0	0	0	0	0	0	0	0	1	1	0	4	1	0	0	1	2	0	0	1	1	0

LEGEND

No	Number	Pen. Sec.	Penalty seconds	R1	1st run
R2	2nd Run	Rk	Rank		



Result List

Liste des résultats

Rank	Bib No	Name	NOC Code	Time	Penalty Seconds	Total Time	Behind
1	13	PACIERPNIK Natalia	POL	105.79	2	107.79	0.00
2	2	CHOURRAUT Maialen	ESP	106.34	2	108.34	+ 0.55
3	7	FER Emilie	FRA	109.73	0	109.73	+ 1.94
4	1	DUKATOVA Jana	SVK	110.48	0	110.48	+ 2.69
5	3	KUHNLE Corinna	AUT	109.07	2	111.07	+ 3.28
6	11	KHARITONOVA Marta	RUS	109.44	2	111.44	+ 3.65
7	8	SCHORNBERG Jasmin	GER	112.25	0	112.25	+ 4.46
8	5	FOX Jessica	AUS	108.63	4	112.63	+ 4.84
9	4	HILGERTOVA Stepanka	CZE	114.10	0	114.10	+ 6.31
10	15	CRAIG Hannah	IRL	114.12	2	116.12	+ 8.33
11	10	LI Jingjing	CHN	113.02	4	117.02	+ 9.23
12	6	NEAVE Lizzie	GBR	111.30	6	117.30	+ 9.51
13	9	TERCELJ Eva	SLO	111.36	6	117.36	+ 9.57
14	16	JONES Luuka	NZL	117.41	4	121.41	+ 13.62
15	12	GIAI PRON Maria Clara	ITA	124.61	52	176.61	+ 68.82

Progression System: 1 to 10 to final, rest out

LEGEND

No Number



Race Analysis
Analyse de l'épreuve

Rk.	Bib No	Name	NOC Code																							Result			
			1	2	3	4	5	6	7	8	9	10	11	12	13	14	15	16	17	18	19	20	21	22	23	Pen. Sec.	Run Time	Run Total	
			Split Time 1 ↑								Split Time 2 ↑																		
1	13	PACIERPNIK Natalia	POL																										
	7		-	-	-	2	-	-	-	-	-	-	-	-	-	-	-	-	-	-	-	-	-	-	-	-	2	105.79	107.79
		Split Time 1:	25.77								Split Time 2:															68.35			
2	2	CHOURRAUT Maialen	ESP																										
	15		-	-	-	-	-	-	-	2	-	-	-	-	-	-	-	-	-	-	-	-	-	-	-	-	-	106.34	108.34
		Split Time 1:	26.13								Split Time 2:															69.06			
3	7	FER Emilie	FRA																										
	6		-	-	-	-	-	-	-	-	-	-	-	-	-	-	-	-	-	-	-	-	-	-	-	-	-	109.73	109.73
		Split Time 1:	26.63								Split Time 2:															72.87			
4	1	DUKATOVA Jana	SVK																										
	10		-	-	-	-	-	-	-	-	-	-	-	-	-	-	-	-	-	-	-	-	-	-	-	-	-	110.48	110.48
		Split Time 1:	27.57								Split Time 2:															73.06			
5	3	KUHNLE Corinna	AUT																										
	9		-	-	-	2	-	-	-	-	-	-	-	-	-	-	-	-	-	-	-	-	-	-	-	-	-	109.07	111.07
		Split Time 1:	26.14								Split Time 2:															71.06			
6	11	KHARITONOVA Marta	RUS																										
	3		-	-	2	-	-	-	-	-	-	-	-	-	-	-	-	-	-	-	-	-	-	-	-	-	-	109.44	111.44
		Split Time 1:	26.60								Split Time 2:															72.42			
7	8	SCHORNBERG Jasmin	GER																										
	8		-	-	-	-	-	-	-	-	-	-	-	-	-	-	-	-	-	-	-	-	-	-	-	-	-	112.25	112.25
		Split Time 1:	27.57								Split Time 2:															74.16			
8	5	FOX Jessica	AUS																										
	12		-	-	2	-	-	-	-	-	-	-	-	-	-	2	-	-	-	-	-	-	-	-	-	-	-	108.63	112.63
		Split Time 1:	27.50								Split Time 2:															72.36			
9	4	HILGERTOVA Stepanka	CZE																										
	11		-	-	-	-	-	-	-	-	-	-	-	-	-	-	-	-	-	-	-	-	-	-	-	-	-	114.10	114.10
		Split Time 1:	27.62								Split Time 2:															74.45			
10	15	CRAIG Hannah	IRL																										
	2		-	-	-	-	-	-	-	2	-	-	-	-	-	-	-	-	-	-	-	-	-	-	-	-	-	114.12	116.12
		Split Time 1:	28.77								Split Time 2:															75.00			



Race Analysis
Analyse de l'épreuve

Rk.	Bib No	Name	Gates																					NOC Code	Result			
			1	2	3	4	5	6	7	8	9	10	11	12	13	14	15	16	17	18	19	20	21		22	23	Pen. Sec.	Run Time
			Split Time 1 ↑								Split Time 2 ↑																	
11	10	LI Jingjing																						CHN				
	4		-	-	-	-	-	2	-	-	-	-	-	-	-	2	-	-	-	-	-	-	-	-	-	4	113.02	117.02
		Split Time 1:	25.48								Split Time 2:								75.11									
12	6	NEAVE Lizzie																						GBR				
	14		2	-	-	-	2	-	-	-	-	-	-	-	-	-	-	-	2	-	-	-	-	-	-	6	111.30	117.30
		Split Time 1:	26.97								Split Time 2:								73.23									
13	9	TERCELJ Eva																						SLO				
	5		-	-	-	-	-	-	2	-	-	-	-	-	-	-	-	2	-	-	-	2	-	-	-	6	111.36	117.36
		Split Time 1:	27.88								Split Time 2:								74.45									
14	16	JONES Luuka																						NZL				
	1		-	-	-	-	-	-	2	-	2	-	-	-	-	-	-	-	-	-	-	-	-	-	-	4	117.41	121.41
		Split Time 1:	27.50								Split Time 2:								76.09									
15	12	GIAI PRON Maria Clara																						ITA				
	13		-	-	-	-	-	-	-	-	-	-	-	-	-	-	-	-	-	50	-	2	-	-	-	52	124.61	176.61
		Split Time 1:	27.55								Split Time 2:								75.40									

Gate Summary	1	2	3	4	5	6	7	8	9	10	11	12	13	14	15	16	17	18	19	20	21	22	23
Touched	1	0	2	1	2	1	0	1	3	0	1	0	1	1	0	0	1	1	0	0	2	0	0
Missed	0	0	0	0	0	0	0	0	0	0	0	0	0	0	0	0	0	0	1	0	0	0	0

LEGEND			
No	Number	Pen. Sec.	Rank
		Penalty seconds	
			Rank



Result List

Liste des résultats

Rank	Bib No	Name	NOC Code	Time	Penalty Seconds	Total Time	Behind
1	7	FER Emilie	FRA	105.90	0	105.90	0.00
2	5	FOX Jessica	AUS	106.51	0	106.51	+ 0.61
3	2	CHOURRAUT Maialen	ESP	106.87	0	106.87	+ 0.97
4	4	HILGERTOVA Stepanka	CZE	109.16	0	109.16	+ 3.26
5	8	SCHORNBERG Jasmin	GER	110.97	0	110.97	+ 5.07
6	1	DUKATOVA Jana	SVK	109.60	2	111.60	+ 5.70
7	13	PACIERPNIK Natalia	POL	113.08	2	115.08	+ 9.18
8	3	KUHNLE Corinna	AUT	117.30	2	119.30	+ 13.40
9	11	KHARITONOVA Marta	RUS	114.91	6	120.91	+ 15.01
10	15	CRAIG Hannah	IRL	121.36	6	127.36	+ 21.46

LEGEND

No Number



Race Analysis

Analyse de l'épreuve

Rk.	Bib No	Name	NOC Code	Result		
				Pen. Sec.	Run Time	Run Total
Start Order		1 2 3 4 5 6 7 8 9 10 11 12 13 14 15 16 17 18 19 20 21 22 23				
		Split Time 1 ↑				
		Split Time 2 ↑				
1	7	FER Emilie	FRA		105.90	
	8	- -		0	105.90	
		Split Time 1: 25.88	Split Time 2: 69.62			
2	5	FOX Jessica	AUS		106.51	
	3	- -		0	106.51	
		Split Time 1: 26.00	Split Time 2: 70.52			
3	2	CHOURRAUT Maialen	ESP		106.87	
	9	- -		0	106.87	
		Split Time 1: 26.96	Split Time 2: 70.01			
4	4	HILGERTOVA Stepanka	CZE		109.16	
	2	- -		0	109.16	
		Split Time 1: 27.00	Split Time 2: 72.43			
5	8	SCHORNBERG Jasmin	GER		110.97	
	4	- -		0	110.97	
		Split Time 1: 26.73	Split Time 2: 73.10			
6	1	DUKATOVA Jana	SVK		111.60	
	7	- - - - - - - - - - 2 - - - - - - - - - - - - - - - - - - -		2	109.60	
		Split Time 1: 26.85	Split Time 2: 73.63			
7	13	PACIERPNIK Natalia	POL		115.08	
	10	- - - - - - - - - - - - - - - - 2 - - - - - - - - - - - - - -		2	113.08	
		Split Time 1: 27.79	Split Time 2: 74.84			
8	3	KUHNLE Corinna	AUT		119.30	
	6	- - - - - 2 -		2	117.30	
		Split Time 1: 36.90	Split Time 2: 80.31			
9	11	KHARITONOVA Marta	RUS		120.91	
	5	2 2 - - - - - - - - - 2 - - - - - - - - - - - - - - - - - - -		6	114.91	
		Split Time 1: 28.90	Split Time 2: 76.82			
10	15	CRAIG Hannah	IRL		127.36	
	1	- - - - - 2 - - - - 2 - - - - - - - - - 2 - - - - - - - - - -		6	121.36	
		Split Time 1: 28.90	Split Time 2: 81.82			



Race Analysis

Analyse de l'épreuve

Rk.	Bib No	Name	NOC Code																					Result						
			Start Order	1	2	3	4	5	6	7	8	9	10	11	12	13	14	15	16	17	18	19	20	21	22	23	Pen. Sec.	Run Time	Run Total	

Split Time 1 ↑

Split Time 2 ↑

Gate Summary

Touched

Missed

	1	2	3	4	5	6	7	8	9	10	11	12	13	14	15	16	17	18	19	20	21	22	23
Touched	1	1	0	0	2	0	1	0	2	0	1	0	0	0	0	1	0	0	0	0	0	0	0
Missed	0	0	0	0	0	0	0	0	0	0	0	0	0	0	0	0	0	0	0	0	0	0	0

LEGEND

No Number Pen. Sec. Penalty seconds Rk Rank



Competition Summary

Résumé de la compétition

As of 2 AUG 2012 / At 16:39

K1 Men			C1 Men			C2 Men			K1 Women		
Rank	NOC Code	Name	Rank	NOC Code	Name	Rank	NOC Code	Name	Rank	NOC Code	Name

FINAL

1	ITA	MOLMENTI Daniele	1	FRA	ESTANGUET Tony	1	GBR	BAILLIE Tim STOTT Etienne	1	FRA	FER Emilie
2	CZE	HRADILEK Vavrinec	2	GER	TASIADIS Sideris	2	GBR	FLORENCE David HOUNSLOW Richard	2	AUS	FOX Jessica
3	GER	AIGNER Hannes	3	SVK	MARTIKAN Michal	3	SVK	HOCHSCHORNER Pavol HOCHSCHORNER Peter	3	ESP	CHOURRAUT Maialen
4	POL	POLACZYK Mateusz	4	ESP	ELOSEGI Ander	4	FRA	KLAUSS Gauthier PECHE Matthieu	4	CZE	HILGERTOVA Stepanka
5	ESP	HERNANZ Samuel	5	CZE	JEZEK Stanislav	5	POL	SZCZEPANSKI Piotr POCHWALA Marcin	5	GER	SCHORNBERG Jasmin
6	SLO	KAUZER Peter	6	AUS	MALEY Kynan	6	CHN	HU Minghai SHU Junrong	6	SVK	DUKATOVA Jana
7	FRA	DAILLE Etienne	7	JPN	HANEDA Takuya				7	POL	PACIERPNIK Natalia
8	AUT	OBLINGER Helmut	8	SLO	SAVSEK Benjamin				8	AUT	KUHNLE Corinna
9	JPN	YAZAWA Kazuki							9	RUS	KHARITONOVA Marta
10	TOG	BOUKPETI Benjamin							10	IRL	CRAIG Hannah

SEMIFINAL

11	BEL	DOBY Mathieu	9	POL	KILJANEK Grzegorz	7	CZE	VOLF Jaroslav STEPANEK Ondrej	11	CHN	LI Jingjing
12	GBR	HOUNSLOW Richard	10	GBR	FLORENCE David	8	SLO	BOZIC Luka TALJAT Saso	12	GBR	NEAVE Lizzie
13	SUI	KURT Mike	11	RUS	LIPATOV Aleksandr	9	CZE	HRADILEK Vavrinec JEZEK Stanislav	13	SLO	TERCELJ Eva
14	IRL	RHEINISCH Eoin	12	CHN	TENG Zhiqiang	10	AUS	MALEY Kynan JEFFERY Robin	14	NZL	JONES Luuka
15	NZL	DAWSON Mike							15	ITA	GIAI PRON Maria Clara

HEATS

16	USA	PARSONS Scott	13	ITA	CIPRESSI Stefano	11	GER	SCHROEDER David HENZE Frank	16	BRA	SATILA Ana
----	-----	---------------	----	-----	------------------	----	-----	--------------------------------	----	-----	------------



Competition Summary

Résumé de la compétition

As of 2 AUG 2012 / At 16:39

K1 Men			C1 Men			C2 Men			K1 Women		
Rank	NOC Code	Name	Rank	NOC Code	Name	Rank	NOC Code	Name	Rank	NOC Code	Name
17	CHN	HUANG Cunguang	14	USA	EICHFELD Casey	12	USA	HURD Eric LARIMER Jeff	17	USA	QUEEN Caroline
18	AUS	DRAPER Warwick	15	GRE	TSAKMAKIS Christos	13	ITA	CAMPORESI Pietro FERRARI Niccolo	18	COK	NICHOLAS Ella
19	THA	HUSSLEIN Hermann	16	ARG	ROSSI Sebastian	14	RUS	KUZNETSOV Mikhail LARIONOV Dmitry	19	JPN	KAIFUCHI Moe
20	CAN	TAYLER Michael	17	KAZ	VERGOYAZOV Rafail				20	SUI	CHABBEY Elise
21	NGR	AKINYEMI Jonathan							21	MAR	SAMLAL Jihane
22	CRO	MULIC Dinko									

LEGEND

C1 Canoe Single

C2 Canoe Double

K1 Kayak



Final Placing by NOC

Classement final par CNO

As of 2 AUG 2012 / At 16:39

NOC	Men			Women
	K1	C1	C2	K1
ARG - Argentina		16th		
AUS - Australia	18th	6th	10th	2nd
AUT - Austria	8th			8th
BEL - Belgium	11th			
BRA - Brazil				16th
CAN - Canada	20th			
CHN - People's Republic of China	17th	12th	6th	11th
COK - Cook Islands				18th
CRO - Croatia	22th			
CZE - Czech Republic	2nd	5th	7th/9th	4th
ESP - Spain	5th	4th		3rd
FRA - France	7th	1st	4th	1st
GBR - Great Britain	12th	10th	1st/2nd	12th
GER - Germany	3rd	2nd	11th	5th
GRE - Greece		15th		
IRL - Ireland	14th			10th
ITA - Italy	1st	13th	13th	15th
JPN - Japan	9th	7th		19th
KAZ - Kazakhstan		17th		
MAR - Morocco				21th
NGR - Nigeria	21th			
NZL - New Zealand	15th			14th
POL - Poland	4th	9th	5th	7th
RUS - Russian Federation		11th	14th	9th
SLO - Slovenia	6th	8th	8th	13th
SUI - Switzerland	13th			20th
SVK - Slovakia		3rd	3rd	6th
THA - Thailand	19th			
TOG - Togo	10th			
USA - United States of America	16th	14th	12th	17th

LEGEND

C1 - Canoe Single K1 - Kayak Single C2 - Canoe Double



Medallists by Event

Médaillés par épreuve

As of 2 AUG 2012 / At 16:38

Event Name	Date	Medal	Name	NOC Code
Canoe Single (C1) Men	Tue 31 Jul 2012	GOLD	ESTANGUET Tony	FRA
		SILVER	TASIADIS Sideris	GER
		BRONZE	MARTIKAN Michal	SVK
Kayak (K1) Men	Wed 1 Aug 2012	GOLD	MOLMENTI Daniele	ITA
		SILVER	HRADILEK Vavrinec	CZE
		BRONZE	AIGNER Hannes	GER
Canoe Double (C2) Men	Thu 2 Aug 2012	GOLD	BAILLIE Tim	GBR
			STOTT Etienne	
		SILVER	FLORENCE David	GBR
			HOUNSLOW Richard	
BRONZE	HOCHSCHORNER Pavol	SVK		
	HOCHSCHORNER Peter			
Kayak (K1) Women	Thu 2 Aug 2012	GOLD	FER Emilie	FRA
		SILVER	FOX Jessica	AUS
		BRONZE	CHOURRAUT Maialen	ESP



Medal Standings

Classement des médailles

As of 2 AUG 2012 / At 16:39

AFTER 4 OF 4 EVENTS

Rank	NOC	Men				Women				Total				Rank by Total
		G	S	B	Tot	G	S	B	Tot	G	S	B	Tot	
1	FRA - France	1			1	1			1	2			2	=1
2	GBR - Great Britain	1	1		2					1	1		2	=1
3	ITA - Italy	1			1					1			1	=5
4	GER - Germany		1	1	2						1	1	2	=1
5	AUS - Australia						1		1		1		1	=5
5	CZE - Czech Republic		1		1						1		1	=5
7	SVK - Slovakia			2	2							2	2	=1
8	ESP - Spain							1	1			1	1	=5
Total:		3	3	3	9	1	1	1	3	4	4	4	12	

LEGEND

G - Gold S - Silver B - Bronze Tot - Total



Canoe Medal Standings

Classement des médailles de canoë-kayak

As of SAT 11 AUG 2012

AFTER 16 OF 16 EVENTS

Rank	NOC	Canoe Sprint												Canoe Slalom												Total				Rank by Total
		Men				Women				Total				Men				Women				Total								
		G	S	B	T	G	S	B	T	G	S	B	T	G	S	B	T	G	S	B	T	G	S	B	T					
1	GER - Germany	2		2	4	1	1		2	3	1	2	6		1	1	2					1	1	2	3	2	3	8	1	
2	HUN - Hungary	1	1		2	2	1	1	4	3	2	1	6													3	2	1	6	2
3	GBR - Great Britain	1		1	2					1		1	2	1	1		2					1	1		2	2	1	1	4	3
4	FRA - France													1			1	1			1	2			2	2			2	=9
5	UKR - Ukraine	1			1		2		2	1	2		3													1	2		3	=4
6	AUS - Australia	1			1					1			1						1	1			1		1	1	1		2	=9
7	RUS - Russia	1			2	3				1		2	3													1		2	3	=4
8	ITA - Italy													1			1					1				1	1		1	=13
8	NOR - Norway	1			1					1			1													1			1	=13
8	NZL - New Zealand					1			1	1			1												1			1	=13	
11	BLR - Belarus		2		2			1	1			2	1	3												2	1	3	=4	
11	ESP - Spain		2		2						2		2							1	1			1	1		2	1	3	=4
13	CAN - Canada		1	2	3						1	2	3													1	2	3	=4	
14	CZE - Czech Republic			1	1						1	1		1	1		1					1		1		1	1	2	=9	
15	LTU - Lithuania		1		1						1		1													1		1	=13	
15	POR - Portugal		1		1						1		1													1		1	=13	
17	SVK - Slovakia														2	2									2	2		2	2	=9
18	POL - Poland							1	1			1	1														1	1	=13	
18	RSA - South Africa												1	1													1	1	=13	
Total		8	8	8	24	4	4	4	12	12	12	12	36	3	3	3	9	1	1	1	3	4	4	4	12	16	16	16	48	

LEGEND	= Equal sign indicates that two or more NOCs share the same rank by total	B Bronze	G Gold
S Silver	T Total		