



CANOE SLALOM 2024 – RULES APPENDICES

VERSIONS

Version 1 – original version – January 2024

CONTENTS

APPENDIX 1 – PROGRESSION SYSTEM FOR ICF CANOE SLALOM; CANOE & KAYAK EVENTS IN COMPETITIONS (LEVEL 1 TO 3) 4

APPENDIX 2 – COMPETITION FORMAT OF THE CANOE SLALOM WORLD CUP FINAL . 5

APPENDIX 3 – THE WORLD CUP STANDINGS POINT ALLOCATION (CANOE & KAYAK AND KAYAK CROSS) 6

APPENDIX 4 – THE ICF CANOE SLALOM WORLD RANKING POINTS FORMULA 9

APPENDIX 5 – WORLD CUP ENTRY POLICY.....14

APPENDIX 6 – KAYAK CROSS QUALIFICATION PHASE FORMAT.....14

APPENDIX 7 – KAYAK CROSS EVENT FORMAT AT THE OLYMPIC GAMES18

APPENDIX 8 – KAYAK CROSS BRACKET TABLES19

APPENDIX 1 – Progression system for ICF Canoe Slalom; Canoe & Kayak events in competitions (level 1 to 3)

For the 2024 season the progression to the semi-final and final for World Championships, all World Cups and ICF Ranking races will be as follows:

Event	To the Semi-final from Heats 1 st run score	To the Semi-final from Heats 2 nd run score	To the Final
MK1	30	10	10
WK1	20	10	10
MC1	20	10	10
WC1	20	10	10

There is no change to the progressions from the 2022 season except XC2 removed.

For ICF Ranking competitions (level 3) the format can be one heat run and then a final (rule 5.2.1), in this case 10 Athletes will progress to the final for each event.

For World Championships and the World Cups, the progression is amended as follows in the case of low participation:

Start field	Progression
MK1 – less than 41 WK1 – less than 31 MC1 – less than 31 WC1 – less than 31	No heats All Athletes direct to semi final 10 progress to final from semi final
All events - less than 11	No heats and no semi final Direct final

APPENDIX 2 – Competition Format of the Canoe Slalom World Cup Final

The competition format for the 2024 World Cup Final will follow the classic World Cup format for Canoe & Kayak and for Kayak Cross events.

APPENDIX 3 – The World Cup standings point allocation (Canoe & Kayak and Kayak Cross)

A. Canoe & Kayak

- There is no change to the points allocation from the 2022, 2023 seasons.
- The World Cup Final will attract double points.
- An Athlete will be awarded zero (0) points for any race in the 2024 World Cup Series in which they do not compete.
- See point allocation table below.

B. Kayak Cross

- There is no change to the points allocation from the 2022, 2023 seasons.
- The World Cup Final will attract double points.
- An Athlete will be awarded zero (0) points for any race in the 2024 World Cup Series in which they do not compete.
- See point allocation table below.

C. Canoe & Kayak – point allocation table

Rank	K1M	K1W	C1M	C1W
1	60	60	60	60
2	55	55	55	55
3	50	50	50	50
4	44	46	46	46
5	43	44	44	44
6	42	42	42	42
7	41	40	40	40
8	40	38	38	38
9	39	36	36	36
10	38	34	34	34
11	34	32	32	32
12	33	31	31	31
13	32	30	30	30
14	31	29	29	29
15	30	28	28	28
16	29	27	27	27
17	28	26	26	26
18	27	25	25	25
19	26	24	24	24
20	25	23	23	23
21	24	22	22	22
22	23	21	21	21
23	22	19	19	19
24	21	17	17	17
25	20	15	15	15
26	19	13	13	13
27	18	11	11	11
28	17	9	9	9
29	16	7	7	7
30	15	5	5	5
31	14	2	2	2
32	13	2	2	2
33	12	2	2	2
34	11	2	2	2
35	10	2	2	2
36	9	2	2	2
37	8	2	2	2
38	7	2	2	2
39	6	2	2	2
40	5	2	2	2
41	2	2	2	2

D. Kayak Cross – point allocation table

WORLD CUP			WORLD CUP FINAL		
Rank	Points	Last phase achieved	Rank	Points	Last phase achieved
1	60	Final	1	120	Final
2	55		2	110	
3	50		3	100	
4	45		4	90	
5	40	Semi finals	5	80	Semi finals
6	35		6	70	
7	30		7	60	
8	25		8	50	
9	19	Quarterfinals	9	38	Quarterfinals
10	17		10	34	
11	15		11	30	
12	13		12	26	
13	11		13	22	
14	9		14	18	
15	7		15	14	
16	5		16	10	
17	4	Heats	17	8	Heats
18	4		18	8	
19	4		19	8	
20	4		20	8	
21	4		21	8	
22	4		22	8	
23	4		23	8	
24	4		24	8	
25	4		25	8	
26	4		26	8	
27	4		27	8	
28	4		28	8	
29	4		29	8	
30	4		30	8	
31	4		31	8	
32	4		32	8	
33	2	Qualification phase	33	4	Qualification phase
34	2		34	4	
35	2		35	4	
...	2		...	4	

APPENDIX 4 – The ICF Canoe Slalom World Ranking Points formula

Canoe & Kayak events & ICF points calculation

A. Events

MK1	Men's Kayak
WK1	Women's Kayak
MC1	Men's Canoe
WC1	Women's Canoe

B. Ranking list

The ICF Canoe Slalom Ranking List is established by taking the average of the best 5 ICF Ranking Points achieved by any athlete participating in the ICF Canoe Slalom Ranking Series of events.

Events included in the calculation of the ICF Canoe Slalom Ranking span a two-year period. Therefore, all races in the two-year period directly before the relevant release date are considered and the best 5 counted for each Athletes ranking.

Athletes having 5 or more results, whilst still averaging the best 5 results, are ranked above all Athletes having only 4 results; those with only 4 results are ranked above those with 3 results. Athletes with 3 results are ranked above Athletes with 2 results and Athletes with 1 result are ranked at the bottom of the list.

C. ICF points Calculation

1. Principle

ICF points are calculated separately for each phase (Heats, Semi final or Final) in which a Athlete participates. The lowest point value out of those 3 is the ICF points earned by the Athlete for that event at the competition.

2. General Formula for Race ICF Points

$$\text{IcfPoints} = \text{PhaseOffset} + \frac{\text{PhaseFactor} \times \text{Score}}{\text{ScoreLeader}} - \text{PhaseFactor} + \text{QualityFactor}$$

- **Phase Offset**

Phase	Phase Offset
Heats	20
Semi final	10
Final	0

- **Quality Factor**
 - o ICF competition Level 1 and Level 2

For ICF CSL World Cups, World Championships and Olympic Games the Quality Factor is “0”

- o ICF competition Level 3

The “Quality Factor” is calculated by identifying the five (5) competing Athletes who are ranked highest on the ICF CSL Ranking list. The ICF Ranking points for these Athletes are averaged and this becomes the “Quality Factor” for that event.

Any entered boat who receives a DNS in both Heats runs will not be considered in the Quality Factor calculation.

- **Score:** results of the boat in seconds
- **Score Leader:** results of the fastest boat in that phase in seconds

3. Sample Calculation of ICF Points

a) Example 1

- Competition phase → Final, therefore **Phase Offset = 0**,
- **Phase Factor** = 150
- Competition is a World Championships, therefore **Quality Factor** = 0
- Boat 1 score = 89.60 seconds
- Boat 2 score = 90.82 seconds
- Boat 3 score = 141.91 seconds

*Points for Boat 1 (winner of finals) = $0 + ((150 * 89.6) / 89.6) - 150 + 0 = 0.00$ Points*

*for Boat 2 = $0 + ((150 * 90.82) / 89.6) - 150 + 0 = 2.042 = 2.04$*

*Points for Boat 3 = $0 + ((150 * 141.91) / 89.6) - 150 + 0 = 87.572 = 87.57$*

b) Example 2

- Competition phase = Semi Finals therefore phase offset = 10,
- **Phase Factor** = 150
- Competition is a World Cup, therefore **Quality Factor** = 0
- Boat 1 score = 101.76 seconds
- Boat 2 score = 100.86 seconds
- Boat 3 score = 103.19 seconds,

*Points for Boat 1 = $10 + ((150 * 101.76) / 100.86) - 150 = 12.8256 = 12.83$*

*Points for Boat 2 (winner of the semifinal) = $10 + ((150 * 100.86) / 100.86) - 150 = 10$*

*Points for Boat 3 = $10 + ((150 * 103.19) / 100.86) - 150 = 13.4561 = 13.46$*

For Boat 3 the semi final ranking points are better than ranking points they score in the finals phase due to a "50" second penalty received in the Finals, their semi final points would be used as their ranking points for this race.

The calculation of ranking points for the heats phase would follow the same formula as above using 20 as the Phase Offset.

Kayak Cross Events & ICF Points Calculation

A. Events

MX1	Men's Kayak Cross
WX1	Women's Kayak Cross

B. Ranking list

The ICF Kayak Cross Ranking List is established by the addition of the best 5 ICF Ranking Points achieved by any athletes participating in the ICF Kayak Cross Ranking Series of events.

Events included in the calculation of the ICF Kayak Cross Ranking span a two-year period. Therefore, all races in the two-year period directly before the relevant release date are considered and the best 5 are counted for each Athletes ranking.

Athletes having 5 or more results, whilst still adding the best 5 results, are ranked above all Athletes having only 4 results; those with only 4 results are ranked above those with 3 results. Athletes with 3 results are ranked above Athletes with 2 results and Athletes with 1 result are ranked at the bottom of the list.

C. ICF points Calculation

1. Principle

ICF points are attributed from the allocation table based on the final results of a competition in which an Athlete participates and depending on the level of the competition.

2. Point (P) allocation table

Final Ranking	Points (P)	Final Ranking	Points (P)	Final Ranking	Points (P)	Final Ranking	Points (P)	Final Ranking	Points (P)
1	50	11	30	21	20	31	10	41	2
2	46	12	29	22	19	32	9	42	2
3	42	13	28	23	18	33	8	43	2
4	38	14	27	24	17	34	7	44	2
5	36	15	26	25	16	35	6	45	2
6	35	16	25	26	15	36	5	46	2
7	34	17	24	27	14	37	4	47	2
8	33	18	23	28	13	38	3	48	2
9	32	19	22	29	12	39	2	...	2
10	31	20	21	30	11	40	2	...	2

Special cases during qualification phase:

Qualification Phase Results	Points (P)
DNF	1
FLT	1
RAL	0
DSQ	0
DNS	0

Competition level factor (CLF)

Competition Level	CLF
Olympic Games, ICF World Championships	2
ICF World Cup, Continental Championships & Continental Games	1
ICF Ranking Competition	0.5

Only the Continental Championships from your home continent can be counted as part of the 5 best competitions.

1. General Formula for Race Points

$$ICF\ points = P \times CLF$$

CALCULATION OF POINTS FOR FEMALE ATHLETES DURING PREGNANCY

The points for an Athlete who becomes pregnant will be frozen at the value of the first release date following the time they cease competition. The Athletes points will remain at this value for the next 24-month period and they will retain the ICF Ranking relevant to this point value.

The Athletes Federation must write to the ICF Secretary General and the Chair of the Canoe Slalom Committee to advise that their Athlete will not be competing due to pregnancy, what date they expect to cease competition and that they wish their ICF Ranking points to be frozen for up to a 24 month period. They must also provide a medical certificate confirming the pregnancy.

If the Athlete returns to competition within 24 months, they will earn points and be newly ranked. Their new post pregnancy competitions will be used in the calculation of their ICF Ranking. In the first instance the points earned at their first post pregnancy competition will be combined with the best 4 of their pre pregnancy races to produce a new ranking. Then the two new competitions plus their best 3 pre-pregnancy points etc. Once they have competed in 5 competitions post pregnancy their ranking will be calculated on these 5 competitions and all the points from the pre pregnancy races will be removed.

In all cases, 12 months after the Athlete has recommenced competition all the points earned prior to the pregnancy will no longer be counted and will be removed. The ranking will be calculated on any points earned since returning to competition and the Athlete will be ranked accordingly.

If after 24 months the Athlete does not return to competition the points earned from pre pregnancy races will be deleted and the Athlete will be removed from the ranking list at the next release date.

APPENDIX 5 – World Cup Entry Policy

To enter an ICF Canoe Slalom World Cup in Canoe & Kayak events in 2024 an Athlete must be listed on the current ICF Canoe & Kayak World Ranking.

APPENDIX 6 – Kayak Cross Qualification Phase Format

The Qualification can be run in two different formats:

- Format A is run only with Time Trials component (cf Figure 1)
- Format B is run with Time Trials and includes a longer progression system which consists of two additional components: the Round 1 and the Repechage (cf. Figure 2).

A. Format A

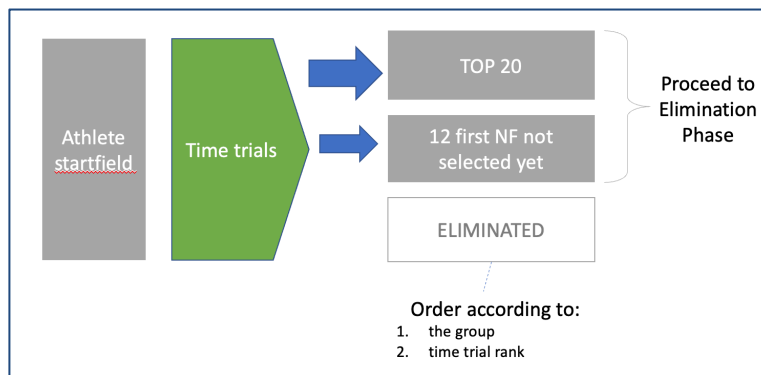


Figure 1 Qualification phase run only with Time Trials

B. Format B

In the format B of the Qualification, the athletes could be eliminated only at the end of Repechage.

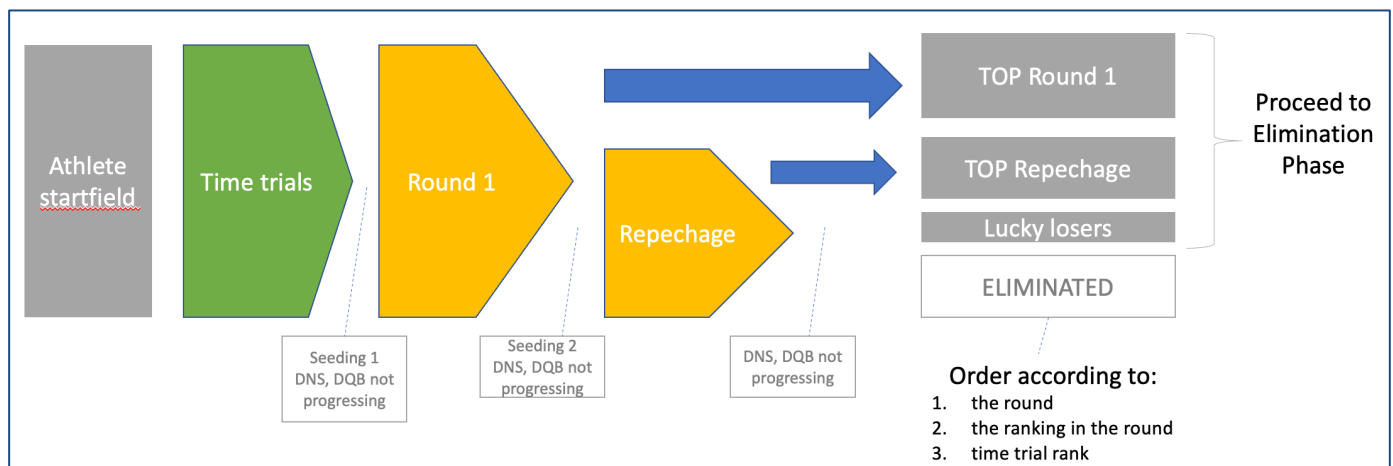


Figure 2 Qualification phase run with Round 1 and Repechage

Maximum 42 ranked Athletes will progress to Round 1 based on their Time Trial rank. Athletes being DNF, DSQ are ranked, they can progress to Round 1. Athletes being DNS and DQB in the Time Trial are listed but not ranked, they can't progress to Round 1.

Depending on number of athletes ranked after the Time Trials (see Table 1), then the identified number of Athletes will be able to progress directly to Elimination Phase after the Round 1.

The remaining ones (except athletes having received DNS and DQB in Round 1) will proceed to the Repechage where they will have the possibility to qualify for the Elimination Phase and/or be re-ranked.

Table 1 Progression after Round 1 depending on the number of ranked athletes in Time Trials

NB of athletes ranked after Time Trials	ROUND 1				PROGRESSION	
	X	NB brackets with X athletes	Y	NB brackets with Y athletes	Directly Qualified (2 first of each race)	To Repechage
34 and +						
42	4	9	3	2	22	20
41	4	8	3	3	22	19
40	4	7	3	4	22	18
39	4	6	3	5	22	17
38	4	5	3	6	22	16
37	4	4	3	7	22	15
36	4	3	3	8	22	14
35	4	2	3	9	22	13
34	4	1	3	10	22	12
33 and -						
33	3	9	2	3	12	21
32	3	8	2	4	12	20
31	3	7	2	5	12	19
30	3	6	2	6	12	18
29	3	5	2	7	12	17
28	3	4	2	8	12	16
27	3	3	2	9	12	15
26	3	2	2	10	12	14
25	3	1	2	11	12	13
24	3	0	2	12	12	12

The seeding for the Round 1 will be done according to the Time Trial rank as in the table below:

Table 2 Seeding for Round 1

34 and + athletes ranked after the Time Trials (numbers in the table correspond to the Time Trial rank)				
Round 1 / Bib color	Red	Green	Blue	Yellow
Race 1.1	1	12	33	
Race 1.2	2	13	32	
Race 1.3	3	14	31	42
Race 1.4	4	15	30	41
Race 1.5	5	16	29	40
Race 1.6	6	17	28	39
Race 1.7	7	18	27	38
Race 1.8	8	19	26	37
Race 1.9	9	20	25	36
Race 1.10	10	21	24	35
Race 1.11	11	22	23	34

33 and - athletes ranked after the Time Trials (numbers in the table correspond to the Time Trial rank)				
Round 1 / Bib color	Red	Green	Blue	Yellow
Race 1.1	1	24		
Race 1.2	2	23		
Race 1.3	3	22		
Race 1.4	4	21	33	
Race 1.5	5	20	32	
Race 1.6	6	19	31	
Race 1.7	7	18	30	
Race 1.8	8	17	29	
Race 1.9	9	16	28	
Race 1.10	10	15	27	
Race 1.11	11	14	26	
Race 1.12	12	13	25	

Depending on number of athletes ranked after the Time Trials – this includes DNF, DSQ - (cf. Table 3), then the identified number of Athletes will be able to progress to Elimination Phase after the Repechage. In certain cases, Lucky Losers could progress after the Repechage to the Elimination phase. The Lucky losers will be determined according to their Time Trial rank (cf. Table 3).

Table 3 Progression after Repechage depending on the number of ranked athletes in Time Trials

NB of athletes ranked after Time Trials	NB of athletes progressing to Repechage	REPECHAGE					PROGRESSION	
		X	NB brackets with X athletes	Y	NB brackets with Y athletes	Lucky Losers	Qualified (2 first of each race) (first of each race)	ELIMINATED (2 last of each race)
34 and +	REPECHAGE	X	NB brackets with X athletes	Y	NB brackets with Y athletes	Lucky Losers	Qualified (2 first of each race) (first of each race)	ELIMINATED (2 last of each race)
42	20	4	5	3	0		10	10
41	19	4	4	3	1		10	9
40	18	4	3	3	2		10	8
39	17	4	2	3	3		10	7
38	16	4	1	3	4		10	6
37	15	4	0	3	5		10	5
36	14	3	4	2	1	1	10	4
35	13	3	3	2	2	2	10	3
34	12	3	2	2	3	3	10	2
33 and -	REPECHAGE	X	NB brackets with X athletes	Y	NB brackets with Y athletes	Lucky Losers	Qualified (2 first of each race) (first of each race)	ELIMINATED
33	21	4	3	3	3		12	9
32	20	4	2	3	4		12	8
31	19	4	1	3	5		12	7
30	18	4	0	3	6		12	6
29	17	3	5	2	1		12	11
28	16	3	4	2	2		12	10
27	15	3	3	2	3	3	12	3
26	14	3	2	2	4	4	12	2
25	13	3	1	2	5	5	12	1
24	12	3	0	2	6	6	12	0

In case of DNS or DQB in Round 1, the progression to the Repechages will be run according to the initial number of athletes ranked and/or progressing after the Time Trial. (e.g. Scenario= 38 athletes ranked in Time Trial and 1 athlete DNS in Round 1 => meaning 37 athletes at the start. The Repechage will be run according to the row n°38 of the Table 3)

The seeding for the Repechage will be done according to the Time Trial rank as in the table below.

Table 4 Seeding for Repechage

34 and + athletes ranked after Time Trials (numbers in the table correspond to the remaining top seeds after Round 1)				
Repechage / Bib color	Red	Green	Blue	Yellow
Race 2.1	1	6	15	20
Race 2.2	2	7	14	19
Race 2.3	3	8	13	18
Race 2.4	4	9	12	17
Race 2.5	5	10	11	16

33 and - athletes ranked after Time Trials (numbers in the table correspond to the remaining top seeds after Round 1)				
Repechage / Bib color	Red	Green	Blue	Yellow
Race 2.1	1	7	18	
Race 2.2	2	8	17	
Race 2.3	3	9	16	
Race 2.4	4	10	15	21
Race 2.5	5	11	14	20
Race 2.6	6	12	13	19

Following the Qualification Phase run in format B, the ranking will be processed as below:

- first, all the Athletes who qualified directly from the Round 1,
- followed by Athletes who qualified via Repechage,
- followed by eventual Lucky losers,
- followed by Eliminated athletes after Repechage,
- followed by DNS and DQB in Repechage
- followed by DNS and DQB in Round 1
- followed by the athletes not selected after the Time Trials

Remark: athletes being DNF, DSQ, DNS and DQB in the Time Trial are listed but not ranked.

Within each previously identified group (Round 1, Repechage, Lucky losers or Eliminated athletes ...), athletes will be ranked first according their race rank then based on their original Time Trial rank.

Eg. this means that in Round 1 all first placed Athletes of each race will be ranked by their Time Trial rank above all second placed Athletes of each race. The process is similar for Repechage, Lucky losers, and Eliminated groups until all places are filled.

All other rules as outlined in Chapter 16, but not specifically covered in this appendix, apply during Round 1 and Repechage.

APPENDIX 7 – Kayak Cross event format at the Olympic Games

At the Olympic Games, the Kayak Cross Qualification phase must be run with Round 1 and Repechage as described in the Appendix 6.

The Elimination phase must be run according to the bracket table described in the Appendix 8-B.

The Elimination phase will include a small final for each event (WX1 and MX1). The small final will be held between the Semifinals and the Final according the bracket table described in the Appendix 8-D.

APPENDIX 8 – Kayak Cross bracket tables

The progressions from the Kayak Cross Qualification phase to the brackets of the Elimination Phase will be as follows:

- If the Qualification phase is run in Format A (see Appendix 6), refer to sub-appendix 8-A
- If the Qualification phase is run in Format B (see Appendix 6), refer to sub-appendix 8-B
- If the Elimination phase is run with a Small Final, refer to sub-appendix 8-C

8-A Brackets for Elimination phase after Time Trial only

Number of Participants	Progressing from Qualification Phase	1 st Round	Number per bracket	Bracket Table
32 +	32	Heats	4	A
31 -- > 24	24	Heats	3	B
23 -- > 16	16	Quarter finals	4	C
15 -- > 12	12	Quarter finals	3	D
11 -- > 8	8	Semi final	4	E
7 -- > 6	6	Semi Final	3	F
5 -- > 4	4	Final	4	G
3	3	Final	3	G
Less than 3	No event			

8-B Brackets for Elimination phase after Qualification phase Format B

Number of Ranked athletes after the Time Trials	Progressing from Qualification Phase	1 st Round	Number per bracket	Bracket Table
34 +	32	Heats	4	A
33 -	24	Heats	3	B

8-C Brackets for Small Final

In case of a Small Final in the Elimination phases, the progression from the two Semifinals to the brackets of the Small Final will be as follows:

Progressing from Semifinals	Round	Number per bracket	Bracket Table
4	Small Final	4	H

8-D List of Brackets

Bracket example A

32 boats qualify from the Qualification Phase

Heats			Quarterfinals			Semifinals			Final		
HEAT 1 (H1)			Quarterfinal 1 (QF1)			Semifinal 1 (SF1)			Final (F)		
Bib n°	Color		Bib n°	Color		Bib n°	Color		Bib n°	Color	
1st in Qualification	1	R	1st in H1 or H2	lowest bib	R	1st in QF1 or QF2	lowest bib	R	1st in SF1 or SF2	lowest bib	R
16th in Qualification	16	G	1st in H1 or H2	highest bib	G	1st in QF1 or QF2	highest bib	G	1st in SF1 or SF2	highest bib	G
17th in Qualification	17	B	2nd in H1 or H2	lowest bib	B	2nd in QF1 or QF2	lowest bib	B	2nd in SF1 or SF2	lowest bib	B
32nd in Qualification	32	Y	2nd in H1 or H2	highest bib	Y	2nd in QF1 or QF2	highest bib	Y	2nd in SF1 or SF2	highest bib	Y
HEAT 2 (H2)			Quarterfinal 2 (QF2)			Semifinal 2 (SF2)					
8th in Qualification	8	R	1st in H3 or H4	lowest bib	R	1st in QF3 or QF4	lowest bib	R			
9th in Qualification	9	G	1st in H3 or H4	highest bib	G	1st in QF3 or QF4	highest bib	G			
24th in Qualification	24	B	2nd in H3 or H4	lowest bib	B	2nd in QF3 or QF4	lowest bib	B			
25th in Qualification	25	Y	2nd in H3 or H4	highest bib	Y	2nd in QF3 or QF4	highest bib	Y			
HEAT 3 (H3)			Quarterfinal 3 (QF3)								
5th in Qualification	5	R	1st in H5 or H6	lowest bib	R						
12nd in Qualification	12	G	1st in H5 or H6	highest bib	G						
21st in Qualification	21	B	2nd in H5 or H6	lowest bib	B						
28th in Qualification	28	Y	2nd in H5 or H6	highest bib	Y						
HEAT 4 (H4)			Quarterfinal 4 (QF4)								
4th in Qualification	4	R	1st in H7 or H8	lowest bib	R						
13th in Qualification	13	G	1st in H7 or H8	highest bib	G						
20th in Qualification	20	B	2nd in H7 or H8	lowest bib	B						
29th in Qualification	29	Y	2nd in H7 or H8	highest bib	Y						
HEAT 5 (H5)											
3rd in Qualification	3	R									
14th in Qualification	14	G									
19th in Qualification	19	B									
30th in Qualification	30	Y									
HEAT 6 (H6)											
6th in Qualification	6	R									
11th in Qualification	11	G									
22nd in Qualification	22	B									
27th in Qualification	27	Y									
HEAT 7 (H7)											
7th in Qualification	7	R									
10th in Qualification	10	G									
23rd in Qualification	23	B									
26th in Qualification	26	Y									
HEAT 8 (H8)											
2nd in Qualification	2	R									
15th in Qualification	15	G									
18th in Qualification	18	B									
31st in Qualification	31	Y									

Bracket example B

24 boats qualify from the Qualification Phase

Heats

HEAT 1 (H1)	Bib n°	Color
1st in Qualification	1	R
16th in Qualification	16	G
17th in Qualification	17	B

HEAT 2 (H2)	Bib n°	Color
8th in Qualification	8	R
9th in Qualification	9	G
24th in Qualification	24	B

HEAT 3 (H3)	Bib n°	Color
5th in Qualification	5	R
12nd in Qualification	12	G
21st in Qualification	21	B

HEAT 4 (H4)	Bib n°	Color
4th in Qualification	4	R
13th in Qualification	13	G
20th in Qualification	20	B

HEAT 5 (H5)	Bib n°	Color
3rd in Qualification	3	R
14th in Qualification	14	G
19th in Qualification	19	B

HEAT 6 (H6)	Bib n°	Color
6th in Qualification	6	R
11th in Qualification	11	G
22nd in Qualification	22	B

HEAT 7 (H7)	Bib n°	Color
7th in Qualification	7	R
10th in Qualification	10	G
23rd in Qualification	23	B

HEAT 8 (H8)	Bib n°	Color
2nd in Qualification	2	R
15th in Qualification	15	G
18th in Qualification	18	B

Quarterfinals

Quarterfinal 1 (QF1)	Bib n°	Color
1st in H1 or H2	lowest bib	R
1st in H1 or H2	highest bib	G
2nd in H1 or H2	lowest bib	B
2nd in H1 or H2	highest bib	Y

Quarterfinal 2 (QF2)	Bib n°	Color
1st in H3 or H4	lowest bib	R
1st in H3 or H4	highest bib	G
2nd in H3 or H4	lowest bib	B
2nd in H3 or H4	highest bib	Y

Quarterfinal 3 (QF3)	Bib n°	Color
1st in H5 or H6	lowest bib	R
1st in H5 or H6	highest bib	G
2nd in H5 or H6	lowest bib	B
2nd in H5 or H6	highest bib	Y

Quarterfinal 4 (QF4)	Bib n°	Color
1st in H7 or H8	lowest bib	R
1st in H7 or H8	highest bib	G
2nd in H7 or H8	lowest bib	B
2nd in H7 or H8	highest bib	Y

Semifinals

Semifinal 1 (SF1)	Bib n°	Color
1st in QF1 or QF2	lowest bib	R
1st in QF1 or QF2	highest bib	G
2nd in QF1 or QF2	lowest bib	B
2nd in QF1 or QF2	highest bib	Y

Semifinal 2 (SF2)	Bib n°	Color
1st in QF3 or QF4	lowest bib	R
1st in QF3 or QF4	highest bib	G
2nd in QF3 or QF4	lowest bib	B
2nd in QF3 or QF4	highest bib	Y

Final

Final (F)	Bib n°	Color
1st in SF1 or SF2	lowest bib	R
1st in SF1 or SF2	highest bib	G
2nd in SF1 or SF2	lowest bib	B
2nd in SF1 or SF2	highest bib	Y

Bracket example C

16 boats qualify from the Qualification Phase

Quarterfinals

Quarterfinal 1 (QF1)	Bib n°	Color
1st in Qualification	1	R
8th in Qualification	8	G
12nd in Qualification	12	B
16th in Qualification	16	Y

Semifinals

Semifinal 1 (SF1)	Bib n°	Color
1st in QF1 or QF2	lowest bib	R
1st in QF1 or QF2	highest bib	G
2nd in QF1 or QF2	lowest bib	B
2nd in QF1 or QF2	highest bib	Y

Final

Quarterfinal 2 (QF2)	Bib n°	Color
4th in Qualification	4	R
5th in Qualification	5	G
9th in Qualification	9	B
13rd in Qualification	13	Y

Final (F)	Bib n°	Color
1st in SF1 or SF2	lowest bib	R
1st in SF1 or SF2	highest bib	G
2nd in SF1 or SF2	lowest bib	B
2nd in SF1 or SF2	highest bib	Y

Quarterfinal 3 (QF3)	Bib n°	Color
3rd in Qualification	3	R
6th in Qualification	6	G
10th in Qualification	10	B
14th in Qualification	14	Y

Semifinal 2 (SF2)	Bib n°	Color
1st in QF3 or QF4	lowest bib	R
1st in QF3 or QF4	highest bib	G
2nd in QF3 or QF4	lowest bib	B
2nd in QF3 or QF4	highest bib	Y

Quarterfinal 4 (QF4)	Bib n°	Color
2nd in Qualification	2	R
7th in Qualification	7	G
11th in Qualification	11	B
15th in Qualification	15	Y

Bracket example D

12 boats qualify from the Qualification Phase

Quarterfinals	Semifinals	Final																																										
<table border="1" style="width: 100%; border-collapse: collapse;"> <thead> <tr> <th>Quarterfinal 1 (QF1)</th> <th>Bib n°</th> <th>Color</th> </tr> </thead> <tbody> <tr> <td>1st in Qualification</td> <td>1</td> <td style="background-color: red; color: white; text-align: center;">R</td> </tr> <tr> <td>8th in Qualification</td> <td>8</td> <td style="background-color: green; color: white; text-align: center;">G</td> </tr> <tr> <td>12th in Qualification</td> <td>12</td> <td style="background-color: blue; color: white; text-align: center;">B</td> </tr> </tbody> </table>	Quarterfinal 1 (QF1)	Bib n°	Color	1st in Qualification	1	R	8th in Qualification	8	G	12th in Qualification	12	B	<table border="1" style="width: 100%; border-collapse: collapse;"> <thead> <tr> <th>Semifinal 1 (SF1)</th> <th>Bib n°</th> <th>Color</th> </tr> </thead> <tbody> <tr> <td>1st in QF1 or QF2</td> <td>lowest bib</td> <td style="background-color: red; color: white; text-align: center;">R</td> </tr> <tr> <td>1st in QF1 or QF2</td> <td>highest bib</td> <td style="background-color: green; color: white; text-align: center;">G</td> </tr> <tr> <td>2nd in QF1 or QF2</td> <td>lowest bib</td> <td style="background-color: blue; color: white; text-align: center;">B</td> </tr> <tr> <td>2nd in QF1 or QF2</td> <td>highest bib</td> <td style="background-color: yellow; color: black; text-align: center;">Y</td> </tr> </tbody> </table>	Semifinal 1 (SF1)	Bib n°	Color	1st in QF1 or QF2	lowest bib	R	1st in QF1 or QF2	highest bib	G	2nd in QF1 or QF2	lowest bib	B	2nd in QF1 or QF2	highest bib	Y	<table border="1" style="width: 100%; border-collapse: collapse;"> <thead> <tr> <th>Final (F)</th> <th>Bib n°</th> <th>Color</th> </tr> </thead> <tbody> <tr> <td>1st in SF1 or SF2</td> <td>lowest bib</td> <td style="background-color: red; color: white; text-align: center;">R</td> </tr> <tr> <td>1st in SF1 or SF2</td> <td>highest bib</td> <td style="background-color: green; color: white; text-align: center;">G</td> </tr> <tr> <td>2nd in SF1 or SF2</td> <td>lowest bib</td> <td style="background-color: blue; color: white; text-align: center;">B</td> </tr> <tr> <td>2nd in SF1 or SF2</td> <td>highest bib</td> <td style="background-color: yellow; color: black; text-align: center;">Y</td> </tr> </tbody> </table>	Final (F)	Bib n°	Color	1st in SF1 or SF2	lowest bib	R	1st in SF1 or SF2	highest bib	G	2nd in SF1 or SF2	lowest bib	B	2nd in SF1 or SF2	highest bib	Y
Quarterfinal 1 (QF1)	Bib n°	Color																																										
1st in Qualification	1	R																																										
8th in Qualification	8	G																																										
12th in Qualification	12	B																																										
Semifinal 1 (SF1)	Bib n°	Color																																										
1st in QF1 or QF2	lowest bib	R																																										
1st in QF1 or QF2	highest bib	G																																										
2nd in QF1 or QF2	lowest bib	B																																										
2nd in QF1 or QF2	highest bib	Y																																										
Final (F)	Bib n°	Color																																										
1st in SF1 or SF2	lowest bib	R																																										
1st in SF1 or SF2	highest bib	G																																										
2nd in SF1 or SF2	lowest bib	B																																										
2nd in SF1 or SF2	highest bib	Y																																										
<table border="1" style="width: 100%; border-collapse: collapse;"> <thead> <tr> <th>Quarterfinal 2 (QF2)</th> <th>Bib n°</th> <th>Color</th> </tr> </thead> <tbody> <tr> <td>4th in Qualification</td> <td>4</td> <td style="background-color: red; color: white; text-align: center;">R</td> </tr> <tr> <td>5th in Qualification</td> <td>5</td> <td style="background-color: green; color: white; text-align: center;">G</td> </tr> <tr> <td>9th in Qualification</td> <td>9</td> <td style="background-color: blue; color: white; text-align: center;">B</td> </tr> </tbody> </table>	Quarterfinal 2 (QF2)	Bib n°	Color	4th in Qualification	4	R	5th in Qualification	5	G	9th in Qualification	9	B	<table border="1" style="width: 100%; border-collapse: collapse;"> <thead> <tr> <th>Semifinal 2 (SF2)</th> <th>Bib n°</th> <th>Color</th> </tr> </thead> <tbody> <tr> <td>1st in QF3 or QF4</td> <td>lowest bib</td> <td style="background-color: red; color: white; text-align: center;">R</td> </tr> <tr> <td>1st in QF3 or QF4</td> <td>highest bib</td> <td style="background-color: green; color: white; text-align: center;">G</td> </tr> <tr> <td>2nd in QF3 or QF4</td> <td>lowest bib</td> <td style="background-color: blue; color: white; text-align: center;">B</td> </tr> <tr> <td>2nd in QF3 or QF4</td> <td>highest bib</td> <td style="background-color: yellow; color: black; text-align: center;">Y</td> </tr> </tbody> </table>	Semifinal 2 (SF2)	Bib n°	Color	1st in QF3 or QF4	lowest bib	R	1st in QF3 or QF4	highest bib	G	2nd in QF3 or QF4	lowest bib	B	2nd in QF3 or QF4	highest bib	Y																
Quarterfinal 2 (QF2)	Bib n°	Color																																										
4th in Qualification	4	R																																										
5th in Qualification	5	G																																										
9th in Qualification	9	B																																										
Semifinal 2 (SF2)	Bib n°	Color																																										
1st in QF3 or QF4	lowest bib	R																																										
1st in QF3 or QF4	highest bib	G																																										
2nd in QF3 or QF4	lowest bib	B																																										
2nd in QF3 or QF4	highest bib	Y																																										
<table border="1" style="width: 100%; border-collapse: collapse;"> <thead> <tr> <th>Quarterfinal 3 (QF3)</th> <th>Bib n°</th> <th>Color</th> </tr> </thead> <tbody> <tr> <td>3rd in Qualification</td> <td>3</td> <td style="background-color: red; color: white; text-align: center;">R</td> </tr> <tr> <td>6th in Qualification</td> <td>6</td> <td style="background-color: green; color: white; text-align: center;">G</td> </tr> <tr> <td>10th in Qualification</td> <td>10</td> <td style="background-color: blue; color: white; text-align: center;">B</td> </tr> </tbody> </table>	Quarterfinal 3 (QF3)	Bib n°	Color	3rd in Qualification	3	R	6th in Qualification	6	G	10th in Qualification	10	B																																
Quarterfinal 3 (QF3)	Bib n°	Color																																										
3rd in Qualification	3	R																																										
6th in Qualification	6	G																																										
10th in Qualification	10	B																																										
<table border="1" style="width: 100%; border-collapse: collapse;"> <thead> <tr> <th>Quarterfinal 4 (QF4)</th> <th>Bib n°</th> <th>Color</th> </tr> </thead> <tbody> <tr> <td>2nd in Qualification</td> <td>2</td> <td style="background-color: red; color: white; text-align: center;">R</td> </tr> <tr> <td>7th in Qualification</td> <td>7</td> <td style="background-color: green; color: white; text-align: center;">G</td> </tr> <tr> <td>11th in Qualification</td> <td>11</td> <td style="background-color: blue; color: white; text-align: center;">B</td> </tr> </tbody> </table>	Quarterfinal 4 (QF4)	Bib n°	Color	2nd in Qualification	2	R	7th in Qualification	7	G	11th in Qualification	11	B																																
Quarterfinal 4 (QF4)	Bib n°	Color																																										
2nd in Qualification	2	R																																										
7th in Qualification	7	G																																										
11th in Qualification	11	B																																										

Bracket example E

8 boats qualify from the Qualification Phase

Semifinals			Final		
Semifinal 1 (SF1)			Final (F)		
	Bib n°	Color		Bib n°	Color
1st in Qualification	1	R	1st in SF1 or SF2	lowest bib	R
4th in Qualification	4	G	1st in SF1 or SF2	highest bib	G
5th in Qualification	5	B	2nd in SF1 or SF2	lowest bib	B
8th in Qualification	8	Y	2nd in SF1 or SF2	highest bib	Y

Semifinal 2 (SF2)		
	Bib n°	Color
2nd in Qualification	2	R
3rd in Qualification	3	G
6th in Qualification	6	B
7th in Qualification	7	Y

Bracket example F

6 boats qualify from the Qualification Phase

Semifinals			Final		
Semifinal 1 (SF1)			Final (F)		
	Bib n°	Color		Bib n°	Color
1st in Qualification	1	R	1st in SF1 or SF2	lowest bib	R
4th in Qualification	4	G	1st in SF1 or SF2	highest bib	G
5th in Qualification	5	B	2nd in SF1 or SF2	lowest bib	B
			2nd in SF1 or SF2	highest bib	Y

Semifinal 2 (SF2)		
	Bib n°	Color
2nd in Qualification	2	R
3rd in Qualification	3	G
6th in Qualification	6	B

Bracket example G

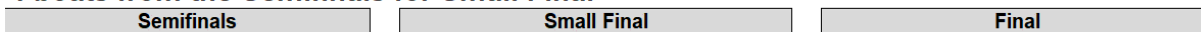
3-4 boats qualify from the Qualification Phase

Final		
	Bib n°	Color
1st in Qualification	1	R
2nd in Qualification	2	G
3rd in Qualification	3	B
4th in Qualification	4	Y

Less than 3 boats no event.

Bracket example H

4 boats from the Semifinals for Small Final



2

Semifinal 1 (SF1)	Bib n°	Color
1st in QF1 or QF2	lowest bib	R
1st in QF1 or QF2	highest bib	G
2nd in QF1 or QF2	lowest bib	B
2nd in QF1 or QF2	highest bib	Y

Small Final (F)	Bib n°	Color
3rd in SF1 or SF2	lowest bib	R
3rd in SF1 or SF2	highest bib	G
4th in SF1 or SF2	lowest bib	B
4th in SF1 or SF2	highest bib	Y

Final (F)	Bib n°	Color
1st in SF1 or SF2	lowest bib	R
1st in SF1 or SF2	highest bib	G
2nd in SF1 or SF2	lowest bib	B
2nd in SF1 or SF2	highest bib	Y

Semifinal 2 (SF2)	Bib n°	Color
1st in QF3 or QF4	lowest bib	R
1st in QF3 or QF4	highest bib	G
2nd in QF3 or QF4	lowest bib	B
2nd in QF3 or QF4	highest bib	Y